

**CITY OF HARLINGEN**  
**2004 CONSOLIDATED ANNUAL PERFORMANCE AND EVALUATION REPORT (CAPER)**  
**TABLE OF CONTENTS**

Introduction – Purpose – Source of Funds .....	1
Geographic Location & Map .....	1-2
Contents of CAPER Report .....	2
Assessment of Goals & Objectives and Performance Indicators .....	3
Housing - Housing Rehabilitation .....	3
Affordable Housing .....	4
Public Facilities & Improvements – Vestal Park .....	5
Drainage Improvements .....	6
Street Improvements .....	7
Public Services .....	8-11
Clearance & Demolition .....	11
Accomplishments Table.....	12
Funding Priority Table & Chart .....	13
Analysis of Impediments.....	14
Affordable Housing & HOME Activity Table .....	15-16
Continuum of Care.....	17
Homeless .....	17
Under-served Needs/Sub Populations (Elderly/Frail/Youth/Large Families) .....	20
Foster and Maintain Affordable Housing .....	22
Barriers to Affordable Housing.....	22
Non Housing Community Development Needs .....	23
Lead Based Paint Hazards .....	24
Anti-displacement and Relocation Plan .....	24
Gaps in Institutional Structure .....	24
Public Housing Improvement/Resident Initiatives – Anti-poverty Strategy .....	25
Monitoring Standards and Procedures .....	26
Leveraging of Resources.....	27
Citizen Comments .....	27
Self-Evaluation.....	27
CDBG/HOME Funding Available Table.....	28
CDBG/HOME Entitlement Funds 1996-2004 Bar Chart & Historical Funding View .....	28
Funds Available to Draw Pie Chart.....	29
CDBG Program Narrative .....	30
HOME Program Narrative.....	30
Housing – CDBG & HOME .....	30
CDBG Program Expenditure Table .....	31
CDBG Program Expenditure Chart .....	32
HOME Program Expenditure Table.....	33
HOME Program Expenditure Chart.....	33
Public Participation .....	34
Public Notice Copy .....	34
IDIS HUD Grants and Program Income (PR01) .....	35-36
IDIS Financial Summary for Program Year 2004 (PR26).....	37-45
IDIS Summary of Accomplishments (PR23).....	45-54
IDIS CDBG Activity Summary Report (PR03) .....	55-97
IDIS Summary Consolidated Plan Projects (PR06) .....	98-105

## CITY OF HARLINGEN

### COMMUNITY DEVELOPMENT DEPARTMENT

#### 2004 CONSOLIDATED ANNUAL PERFORMANCE AND EVALUATION REPORT (CAPER)

##### INTRODUCTION

As a recipient of both Community Development Block Grant (CDBG) and Home Investment Partnership (HOME) funds, the City of Harlingen is required to complete a Consolidated Plan and Strategy (CPS). The CPS is a five-year planning document that addresses housing and community development needs of the City. The community's needs, strategies for addressing those needs, citizen participation, and One Year Action Plan are outlined within the CPS. Prior to utilizing annual CDBG and HOME funds, the City must prepare a One-Year Action Plan documenting the intended use of funds is in accordance with the community's priorities and needs as stated in the CPS. The CAPER has been developed in accordance with the performance reporting requirements described in 24 CFR Part 91.520.

##### PURPOSE

The CAPER summarizes the progress made in carrying out specific objectives and priorities identified in the 2000-05 Consolidated Plan and Strategy and the 2004-05 One Year Action Plan for the City of Harlingen. This CAPER includes a narrative description of accomplishments with an evaluation of overall progress toward accomplishing long-term goals as identified in the CPS. Financial and specific project reports are also provided throughout the document and through reports derived from the Integrated Disbursement and Information System (IDIS).

##### SOURCE OF FUNDS

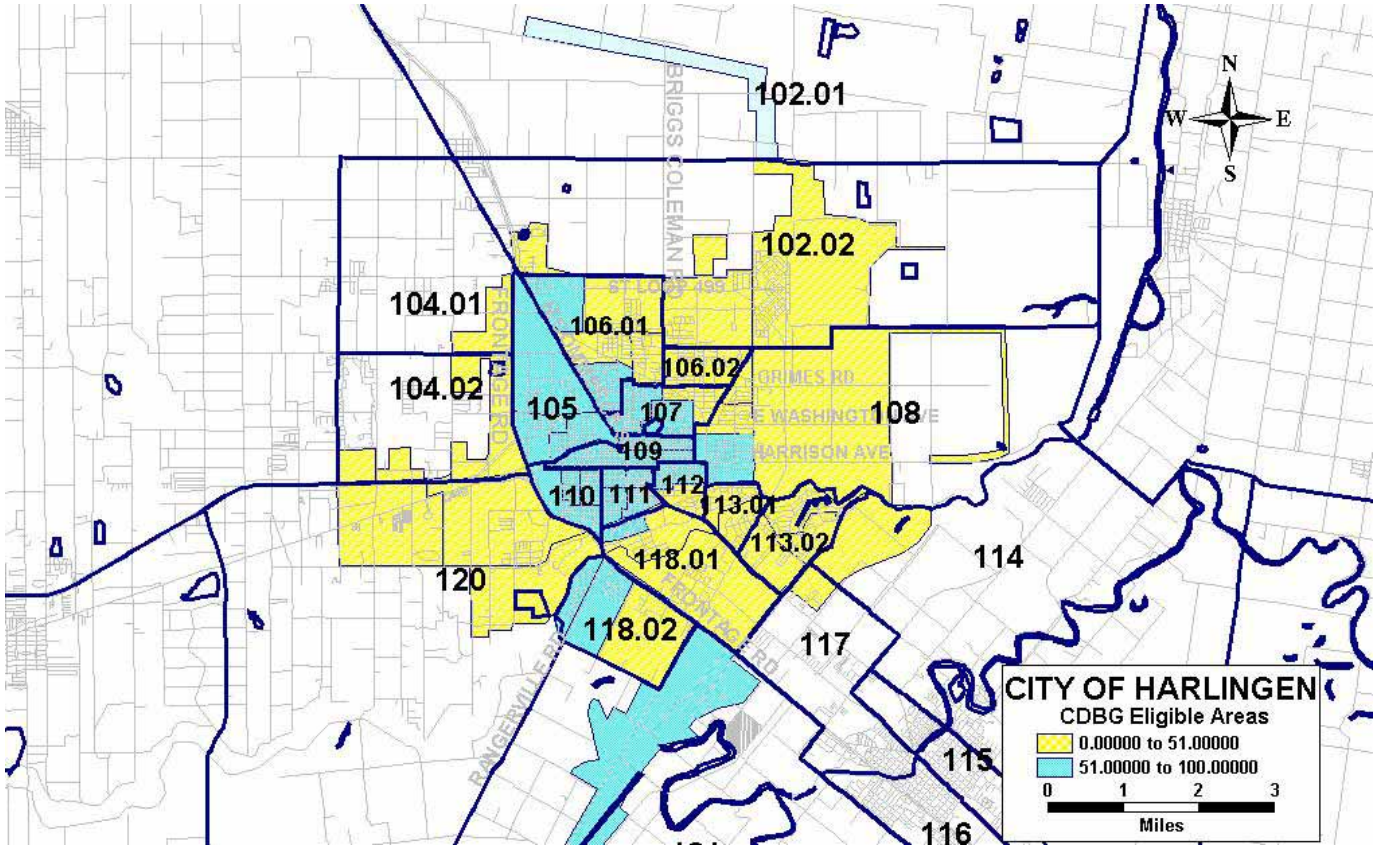
The federal resources made available to further the objectives of the 2004 One Year Action Plan consisted of CDBG Funds in the amount of **\$1,149,000.00** and HOME Funds in the amount of **\$424,177.00** plus \$10,294.05 in recaptured HOME funds. The program income available in the current year for Housing Rehabilitation Revolving Loan Fund totaled **\$ 58,302.85**.

Unexpended CDBG funds from prior years totaled \$925,232.88 (includes \$68,580.82 in Revolving Loans funds for the Housing Rehabilitation Program) and unexpended HOME funds from prior years totaled \$217,832.41.

##### GEOGRAPHIC LOCATION

The entitlement funds received by the City of Harlingen have historically been designated for qualifying low and moderate-income census tracts in the City and for low and moderate-income residents. The qualifying census tracts are located primarily in and around the original town-site, which includes the highest concentration of low/moderate income families.

# City of Harlingen Low Income Census Block Groups



## CONTENTS

This report consists of three basic components. These components are as follows:

- a) Compliance with current reporting requirements
- b) Program by Program Identification of All Necessary Narratives
- c) IDIS Reports

Wherever feasible, tables, graphs or maps were added to allow the public to more easily read and understand the document.

## ASSESSMENT OF FIVE-YEAR GOALS AND OBJECTIVES

The activities undertaken during the reporting period address the objectives as set out in the City's Consolidated Plan and Strategy (CPS). Every effort was made to complete projects that addressed the highest priority. The City realizes that the need is much greater than the funding provided and will continue to address the projects with the highest priority.

During this reporting period, the City addressed activities of high priority. Additionally, 98.75% of funds expended benefited low to moderate-income persons.

### HOUSING ACTIVITIES

**HOUSING REHABILITATION** – The City's Housing Rehabilitation Program has been in existence since 1982. Prior to the time period that the Lead-Based Paint Regulations went into effect, the City continuously rehabilitated on average a total of twenty-eight (28) homes per year. However, during this reporting period, the City completed 12 new rehabilitation projects and currently has five currently underway utilizing CDBG funds; one home was rehabilitated with HOME funds bringing the project total to 18. The major reduction in assistance is primarily related to the lead based paint regulations in addition to implementing the Windstorm requirements enforced by the Building Inspection Department. Since the City's extension for lead based paint compliance expired, staff has revised their housing rehabilitation guidelines to include the costs associated with Lead-Based Paint Hazard Reduction for homes built prior to 1978. After initial inspection of the each home, a construction cost estimate is completed. If the estimated cost to rehabilitate the housing unit is anticipated to be below the program's loan limits, the unit is evaluated for lead-based paint hazards (if built before 1978). A combination Lead-Based Paint Risk Assessment/Inspection is conducted by a state-certified Risk Assessor. All costs associated with the LBP Hazard Reduction activities are covered in the form of a grant. Our goal was to rehabilitate a total of 10-12 homes and we are happy to report we met our goal during this reporting period. **Sixty-two Thousand, Nine Hundred Fifty-Nine Dollars and Thirty-three Cents (\$62,959.33)** was expensed for project related expenses, including the design and preparation of specifications.

**CDBG Input:** \$313,186.83 (\$102,317.22-Revolving Loan Fund and \$210,869.61-Treasury)

**HOME Input:** \$27,655.00

**Priority:** HIGH

**Objective:** Decent Housing

**Goal:** 10-12 homes CDBG – 1 home with HOME funds

**Output:** The rehabilitation of 12 owner occupied substandard homes and five homes currently underway with CDBG funds and one home completed with HOME funds.

**Outcome:** Availability/Accessibility/Affordability -The quality of life for those residing within the 18 homes has been greatly enhanced due to the fact that the homes are no longer substandard and do not pose as a health or safety hazard to the occupants.

**AFFORDABLE HOUSING CONSTRUCTION** – The Harlingen Community Development Corporation (HCDC) assisted 12 households through their Homebuyer, Homeownership Opportunities and Down payment Assistance Programs utilizing HOME funds. The City of Harlingen assisted four households with down payment assistance and one with rehabilitation assistance for a total of 17 units (16 occupied/one vacant). An additional seven units are currently underway. Total spent for affordable housing and project related expenses using HOME funds totaled **\$253,133.34** during this reporting year.

**CDBG Input:** \$0

**Other Funding:** \$253,133.34 in HOME Funds in addition to private financing

**Priority:** HIGH

**Objective:** Decent Housing

**Output:** 17 Housing Units

**Outcome:** Affordability - The 16 (one is unoccupied) families assisted with HOME Funds resided with family members (overcrowded conditions) or rental property. Due to the funding provided these families now own their own home and their quality of life has increased.



1022 S. "A" Down Payment Assistance 1210 E. Jackson – New Construction



607 E Jackson – Duplex – Rental

1422 Garza – New Construction

## PUBLIC FACILITIES AND IMPROVEMENT

**NEIGHBORHOOD FACILITIES / PARK IMPROVEMENTS** – A total of **\$129,016.44** was expensed during this reporting period for the construction of restrooms at Vestal Park.

**CDBG Input:** \$129,016.44

**Other Funding:** In-kind labor, staff, equipment and expertise by the Public Works and Parks Departments for the City of Harlingen.

**Priority:** HIGH

**Objective:** Suitable Living Environment

**Output:** 1 public facility

**Outcome:** Availability/Accessibility - The improvement of recreational facilities within low-income neighborhood provides accessible recreational facilities for family events, sporting events, and exercise.



**DRAINAGE IMPROVEMENTS** – Once again, this activity was identified as the single highest “estimated dollars needed to address” activity in the City’s Consolidated Plan and Strategy for the third five-year plan (FY 2000-2005) approved by the City of Harlingen. The total estimated funding necessary to improve the most inadequate drainage facilities was \$6,000,000.00. A total of **\$516,801.68** was expensed during this reporting period (\$282,695.37 for the completion of the Commerce Filmore Drainage Project and \$234,106.31 for the design of the Northwest Area Drainage Project).

**CDBG Input:** \$516,801.68

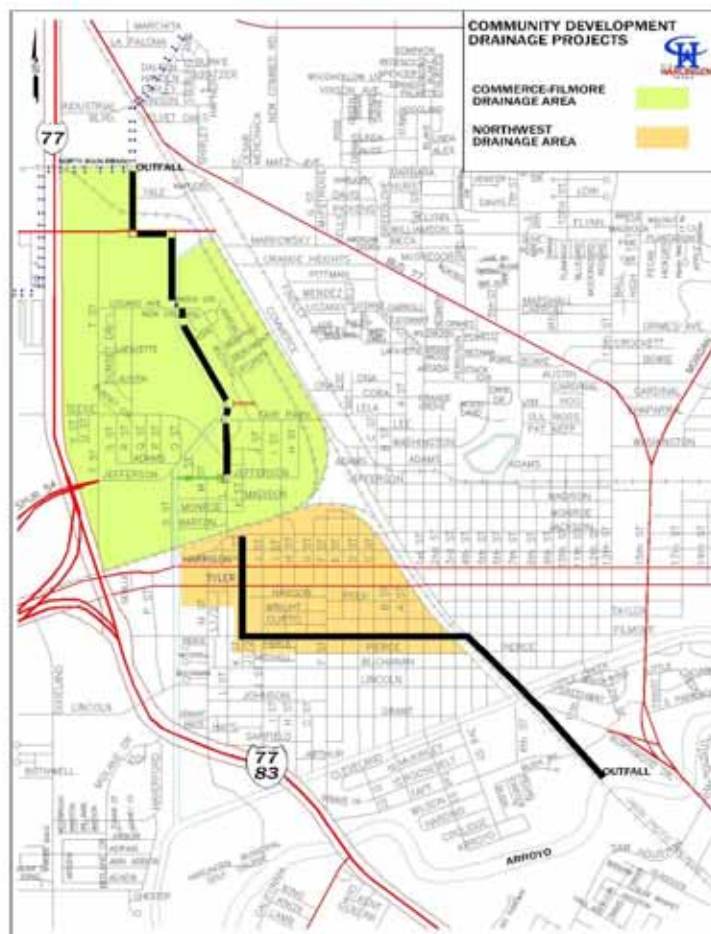
**Other Funding/Sources:** In-kind labor, staff, equipment and expertise by the Public Works Department for the City of Harlingen.

**Priority:** HIGH

**Objective:** Suitable Living Environment

**Output: 2 Public Facilities** - 2,985 low to moderate-income residents (NW Area)

**Outcome:** Availability/Accessibility - Construction of the drainage project will alleviate drainage problems in the lower income neighborhoods thereby reducing the health issues associated with standing water along with the added burden of damage to homes and vehicles and increase emergency vehicle access.



**STREET IMPROVEMENTS** - The Public Works Department used a total of **\$147,985.69** this reporting period to overlay residential streets with 1 inch & 1 ½ inch of hot asphalt and striping as necessary within low-income neighborhoods in Census Tracts 105, 111, and 118.01. Streets completed are shown on the map that follows.

**CDBG Input:** \$147,985.69

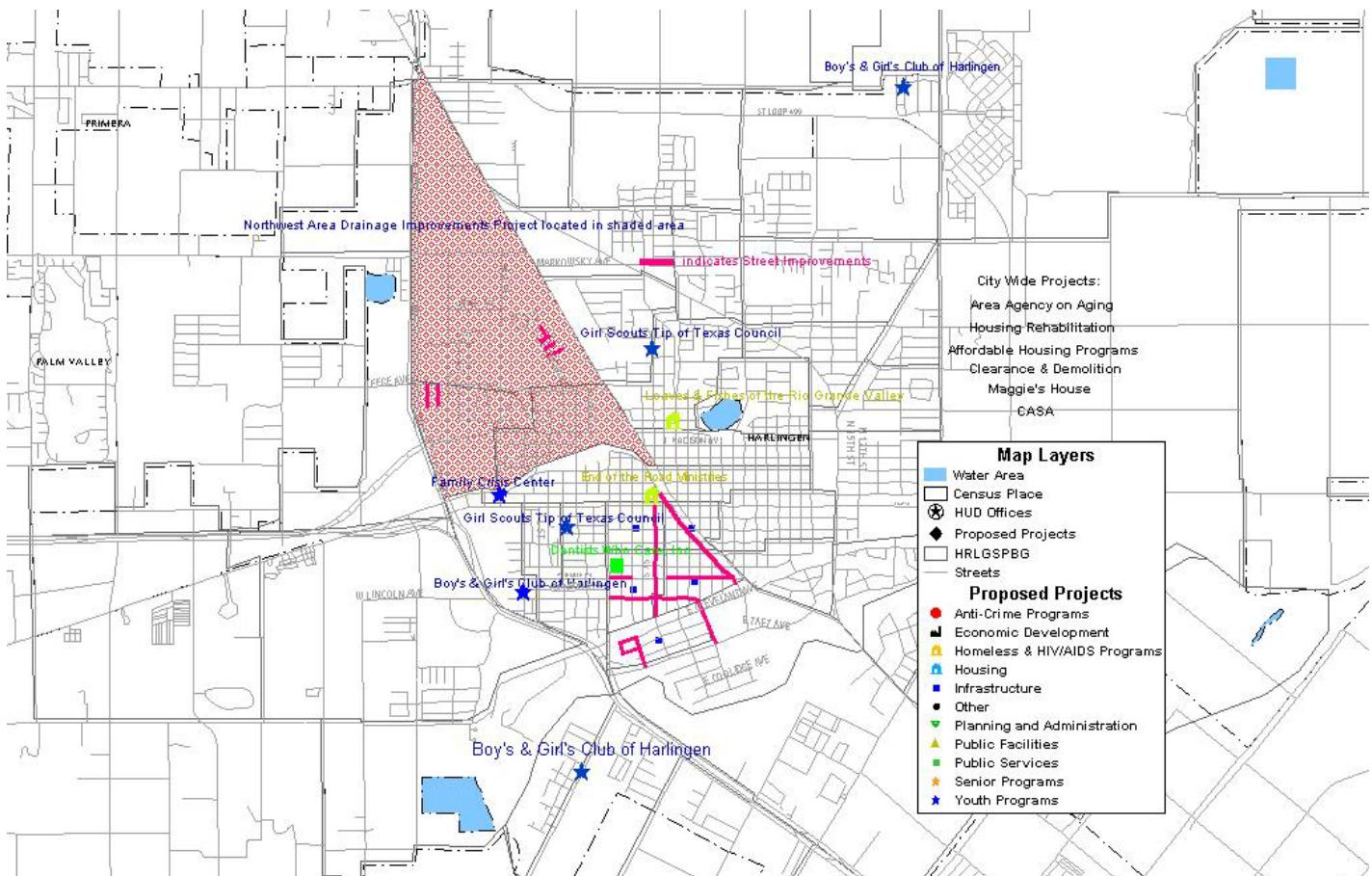
**Other Funding/Sources:** In-kind labor, staff, equipment and expertise by the Public Works Department for the City of Harlingen.

**Output:** 6,206 low to moderate-income residents

**Priority:** HIGH

**Objective:** Suitable Living Environment

**Outcome:** Availability/Accessibility - Undertaking street improvements assist in proper off street drainage, which alleviates the health and safety hazards of standing water. Additionally, the costs attributed to repairing vehicles are reduced for the low to moderate-income families that cannot afford unnecessary repairs due to poor street conditions.



During this reporting year, **\$793,803.81** was expended for Public Facility and Improvement Projects.

## **PUBLIC SERVICES**

**PUBLIC SERVICES** – As our CPS indicated there are a great variety of social service agencies that solicit funding from the CDBG program. The number of solicitations for funding far exceeded the 15% that may be allocated to public service activities. Due to the high number of proposals received on an annual basis, the City has continuously funded those agencies that provide the largest impact. Those public service agencies include those that provide assistance to our youth, our elderly, and our homeless/at-risk homeless populations. Among the high priority public services funded this year, a total of **\$172,000** (14.96% of our CDBG entitlement grant which equates to 13.90% of our grant plus program income received) was expensed for the following:

### **Boy's and Girl's Club**

**CDBG Input:** \$88,000.00

**Other funding:** \$58,037.00

**Priority:** HIGH

**Objective:** Suitable Living Environment

**Output:** 630 Youth benefited from funding this organization; 189 from female head of households.

**Outcome:** Availability/Accessibility - Children residing within the low income housing developments where the Boy's and Girl's Clubs are located are provided with an alternative to being on the streets. Computers are provided to enhance their learning, recreational activities for their social and physical benefit, and educational programs.

### **Loaves and Fishes of the Rio Grande Valley, Inc.**

**CDBG Input:** \$18,000.00

**Other Funding:** \$322,683.00

**Priority:** HIGH

**Objective:** Suitable Living Environment

**Output:** Serving meals to homeless persons at the Soup Kitchen and providing job placement services to 255 new participants

**Outcome:** Availability/Accessibility - Funding assists this organization in obtaining not only food and shelter for the homeless, but also in providing job skills necessary to become self-sufficient and productive in the community. The majority of program participants are prior welfare recipients that have not been given the skills to ensure financial independence and gain a sense of self worth.

## **Dentists Who Care, Inc.**

**CDBG Input:** \$18,000.00

**Other Funding:** \$215,130.54

**Priority:** HIGH

**Objective:** Suitable Living Environment

**Output:** 291 youth

**Outcome:** Availability/Accessibility - By providing assistance to this organization, the children receiving the services benefit from improved self-esteem in addition to alleviating eating, speaking and attendance problems caused by oral health problems.

## **End of the Road Ministries**

**CDBG Input:** \$ 12,000.00

**Other Funding:** \$200,602.00

**Priority:** HIGH

**Objective:** Suitable Living Environment

**Output:** 1,154 homeless persons

**Outcome:** Availability/Accessibility - Funding this agency results in providing shelter, nutrition, and social service assistance to homeless persons in our community.

## **CCCAC, Inc. (Maggie's House)**

**CDBG Input:** \$10,000.00

**Other Funding:** \$275,575.00

**Priority:** HIGH

**Objective:** Suitable Living Environment

**Output:** 241 Abused/Neglected Children

**Outcome:** Availability/Accessibility - The Cameron County District Attorneys Office has seen the benefit of this organization through a reduction in the trauma experienced by abused children; more offenders are held accountable for their actions; more non-offending parents empowered to protect their children; and a better understanding of and respect for professional roles.

## Family Crisis Center

**CDBG Input:** \$ 8,000.00

**Other Funding:** \$702,047.00

**Priority:** HIGH

**Objective:** Suitable Living Environment

**Output:** 335 abused children (and their mothers); 162 are female head of households.

**Outcome:** Availability/Accessibility - Women (and their children) that are abused are provided with a safe, secure and supportive environment that enables them to step away from an abusive situation. Persons residing in the home are provided with clothing, furniture, and household items to enable them to reenter society with dignity. Counseling and supportive services are provided.

## CASA

**CDBG Input:** \$ 8,000.00

**Other Funding:** \$27,279.84

**Priority:** HIGH

**Objective:** Suitable Living Environment

**Output:** 58 abused/neglected Children; 28 are female head of households.

**Outcome:** Availability/Accessibility - Interaction by this organization enables children that have been maltreated to overcome their trauma and reduces the possibility of school failure, joblessness, welfare dependency, criminality and mental illness.

## Area Agency on Aging

**CDBG Input:** \$5,000.00

**Other Funding:** \$151,203.00

**Priority:** HIGH

**Objective:** Suitable Living Environment

**Output:** 19 seniors, 5 are female head of households.

**Outcome:** Availability/Accessibility - Funding this organization assists in providing a greater quality of life for our elderly by addressing health and social communication needs.

## Girl Scouts

**CDBG Input:** \$5,000.00

**Other Funding:** \$28,281.04

**Priority:** HIGH

**Objective:** Suitable Living Environment

**Output:** 143 youth that are of low to moderate income; 43 are from female head of households.

**Outcome:** Availability/Accessibility - Funding this agency results in girls receiving an education and promotes values such as honesty, responsibility, respect, patriotism and faith through guidance and mentoring. Skills are taught to enable responsible choices, discover confidence, and self-esteem for future leadership.

### SUMMARY OF SOCIAL SERVICES

Recipients of limited clientele services provided documentation of income and family size or are classified as presumed low/mod as defined by the Department of Housing and Urban Development. No determination of nature and location or assumption of more than 51% low/mod was made for any of the actives undertaken.

**CLEARANCE AND DEMOLITION** – A total of \$16,236.63 was expended for the removal of 4 unsafe, dilapidated structures.

**CDBG Input:** \$16,236.63

**Other Funding:** In-kind labor, staff, equipment, expertise by the Building Inspection Department for the City of Harlingen.

**Priority:** HIGH

**Objective:** Suitable Living Environment


**Output:** The removal of 4 unsafe structures by the City of Harlingen

**Outcome:** Availability/Accessibility - Funding provided to the project is also directly responsible for encouraging property owners to voluntarily demolish seven (7) additional unsafe structures and remodel 6 hazardous structures to meet the City's current building codes using their own resources. Removal of the structures eliminates health and safety hazards for the citizens of Harlingen.

The City did not address any *low* priorities during this reporting period.

The following table lists documents the assessment of progress toward our 5-Year Goals.

**REPORTED  
ACCOMPLISHMENTS**

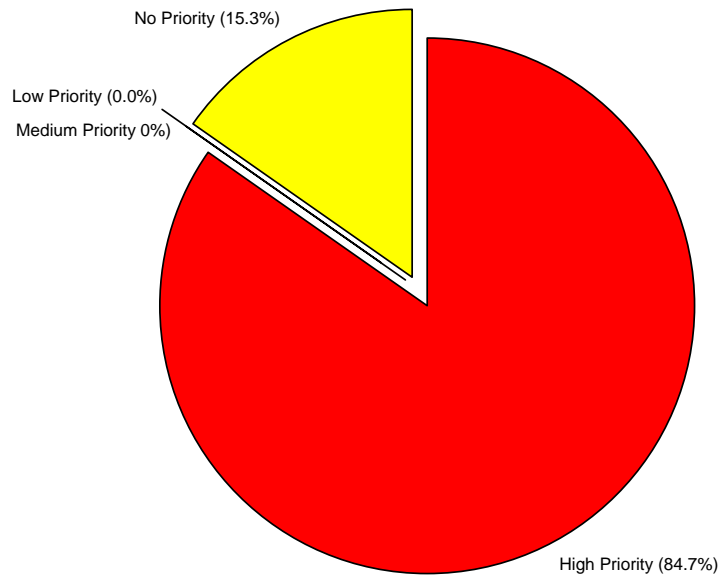


	5 Year Goals	2000-01	2001-02	2002-03	2003-04	2004-05	Total
<b>High</b> – Affordable Housing (HCDC) & City	100 home owner assisted units	10 units	13 units	11 units	18 units	16 units	69 units
<b>High</b> - Housing Rehabilitation	50-60 homes rehabilitated	18 homes	15 homes	7 homes	9 homes	13 homes	62 homes
<b>High</b> - Acquisition of Property for Housing	Acquire land for the construction of affordable housing.	Acquired 25 properties.	-	-	-	-	25 properties
<b>High</b> - Drainage Improvements	Improve drainage in CT 109, 110, 111 and 105.	Completed Phase IV (a).	Completed Phase IV (b).	Completed Phase V. 6,389 low mod persons.	Substantially completed Phase VI. 6,389 low/mod persons	Completed Commerce Drainage & NW Area underway.	2 PFI
<b>High</b> – Street Improvements	Reconstruct and/or overlay residential streets in low-income areas.	-	14 Streets were overlaid with repair and/or replace curb & gutters.	10 Streets were overlaid. 2,817 low mod persons.	13 Streets were overlaid	10 Streets were overlaid with new curb & gutters.	47 streets improved by reconstruction and new curb & gutter.
<b>High</b> - Sidewalk Improvements	3,000 lf	-	2,744 lf	-	-	-	2,744 linear feet.
<b>High</b> - Parks, Recreational Facilities	Replace old playground equipment-general improvements.	Purchased 2 ADA accessible picnic tables, 3 spring animals, 4 benches and a water fountain.	Deposit to Water Works for the water meter installation at Vestal Park.	Construction of an access street & parking for Vestal Park. 8,345 low mod persons.	Installed soft landing around playground equipment. 3,048 low mod persons.	Completed the construction of restrooms at Vestal Park.	Improvements at Vestal and Rangerville Road Parks.
<b>High</b> - Special Activities by CBDOs	Improve the living environment for those within the NRSA.	Rehabilitated 2 homes.	Undertook Lead & Asbestos studies. See longer narrative.	2 structures demolished, plans and spec for replacement MF housing underway.	Installed lighting, completed 5-unit rental, and 11 housing units.	-	Completed the NRSA Project, met established goals and objectives.
<b>High</b> - Public Services (General)	Meet the needs of the community.	6,630 persons \$25,000	6,691 persons \$30,000	4,367 persons \$29,000	2,123 persons \$21,465.26	1,409 persons \$30,000	21,220 persons \$135,465.26
<b>High</b> - Employment Training Services	\$100,000	-	-	-	-	-	-
<b>High</b> - Health Services	\$150,000	-	-	320 youth \$25,000	271 youth \$18,485.77	291 youth \$18,000	882 youth \$ 61,485.77
<b>High</b> - Senior Services	\$250,000	1,330 Seniors \$19,290.36	738 Seniors \$13,203.32	14 Seniors \$10,000	10 seniors \$8,000.00	19 seniors \$5,000	2,111 seniors \$55,493.36
<b>High</b> - Youth Services	\$300,000	916 Youth \$120,000	1,164 Youth \$145,000	1,425 Youth \$138,000	793 youth \$100,000	1,407 youth \$119,000	5,705 youth \$622,00
<b>High</b> - Clearance and Demolition	\$100,000	1 structure demolished	7 structures demolished	2 structures demolished	4 structures demolished	4 structures demolished	18 structures
<b>Medium</b> - Public Facilities / Others	\$100,000	\$10,000 Family Crisis Center	\$9,000 Family Crisis Center	-	-	-	Family Crisis Center Shelter

## Funding Priority Listing for FY 2000 through FY 2005

	FY 26 (YR 1) 2000-2001	FY27 (YR 2) 2001-2002	FY 28 (YR 3) 2002-2003	FY 29 (YR 4) 2003-2004	FY 30 (YR 5) 2004-2005
High - Construction of Housing (HCDC)	\$ 425,000.00	\$ 467,000.00	\$ 433,000.00	\$ 388,000.00	\$ 436,177.00
High - Housing Rehabilitation/Related Expenses	\$ 316,000.00	\$ 100,000.00	\$ 100,000.00	\$ 274,716.00	\$ 186,846.00
High - Acquisition of Property for Housing	\$ 190,000.00				
High - Drainage Improvements	\$ 775,814.55	\$ 650,000.00	\$ 650,000.00	\$ 404,600.00	\$ 425,200.00
High - Street Improvements		\$ 100,000.00	\$ 113,000.00	\$ 160,000.00	\$ 150,000.00
High - Sidewalk Improvements	\$ 58,000.00				\$ 10,000.00
High - Parks, Recreational Facilities		\$ 75,000.00	\$ 75,000.00		
High - Special Activities by CBDs		\$ 50,000.00	\$ 45,000.00		
High - Public Services (General)	\$ 25,000.00	\$ 30,000.00	\$ 29,000.00	\$ 21,465.26	\$ 12,000.00
High - Employment Training Services					\$ 18,000.00
High - Health Services	\$ 25,000.00	\$ 30,000.00	\$ 25,000.00	\$ 18,485.77	\$ 18,000.00
High - Senior Services	\$ 16,000.00	\$ 20,000.00	\$ 10,000.00	\$ 8,000.00	\$ 5,000.00
High - Youth Centers					
High - Youth Services	\$ 95,000.00	\$ 117,000.00	\$ 138,000.00	\$ 128,048.97	\$ 93,000.00
High - Clearance and Demolition		\$ 48,000.00	\$ 25,000.00		\$ 26,000.00
Medium - Removal of Architectural Barriers					\$ 30,000.00
Medium - Public Facilities / Others	\$ 10,000.00	\$ 9,000.00			
Medium - Neighborhood Facilities					
Medium - Parking Facilities					
Medium - Fire Stations/Equipment					
Medium - Public Facilities / Others					
Medium - Health Facilities					
Medium - Handicapped Services					
Medium - Senior Centers					
CDBG/HOME Administration	\$ 262,000.00	\$ 262,000.00	\$ 252,000.00	\$ 258,915.00	\$ 253,800.00
<b>Total Funding</b>	<b>\$ 2,197,814.55</b>	<b>\$ 1,958,000.00</b>	<b>\$ 1,895,000.00</b>	<b>\$ 1,662,231.00</b>	<b>\$ 1,664,023.00</b>

The pie chart represents the priority funding percentages in FY 2004-2005.



## **ANALYSIS OF IMPEDIMENTS**

An Analysis of Impediments was completed in February 1996 for the City Of Harlingen. As stated in our previous CAPERs, in an effort to affirmatively further fair housing, the City of Harlingen conducted an assessment of Fair Housing with the participation of local bankers and non-profit organizations. Comments received during that assessment period included:

- 1) the need to educate the community
- 2) the coordination of all housing programs by encouraging the efforts of non-profit groups, public agencies and the private sector

The overall assessment of the City of Harlingen's current public and private fair housing program and activities is generally an acceptable program. The City has made every effort to eliminate barriers to affordable housing and to further provide fair housing ordinances and practices to encourage and facilitate an environment of fair housing for all our citizens. The City continues to work with local agencies to develop programs to meet the needs of the community to address the impediments identified. Such actions include participation in Fair Housing Fairs, distribution and placement of posters advocating Fair Housing requirements at various locations throughout the City.

No regularly scheduled meetings were held between the City and the local housing providers, however, interaction between the agencies and organizations involved continued with impromptu meetings throughout the year. Housing issues were discussed between the City, the Harlingen Housing Authority and HCDC. The Planning Department continuously provides technical assistance to developers interested in developing affordable and low-income housing within the jurisdiction.

The City did not receive any complaints or comments on project funding, Fair Housing choices or impediments to Fair Housing. Additionally, there are no cases in Harlingen where the Secretary has issued a charge of or made a finding of discrimination regarding the existence of Fair Housing complaints or compliance reviews. To our knowledge, there are no current fair housing discrimination suits filed by the Department of Justice or private plaintiffs.

The Mayor of Harlingen, Rick Rodriguez presented a proclamation proclaiming April 2005 as Fair Housing Month to the Chairman of the Community Development Advisory Board, Larry Galbreath and to Alfredo Huerta, Executive Director of Harlingen Community Development Corporation during a regularly scheduled City Commission Meeting.

Although no specific marketing actions were taken on behalf of the City to provide outreach to minority and women owned businesses, we are happy to report that 100% of the construction companies working on both the Housing Rehabilitation and HOME Construction programs were minority owned businesses. In accordance with the City's Section 3 Plan, the City does require its contractors to attempt to recruit from within the city the necessary number of lower income residents through: local advertising media, signs placed at the proposed site for the project, and community organizations and public or private institutions operating within and servicing the project area such as Service Employment and Redevelopment (SER), Opportunities Industrialization Center (OIC), Urban League, Concentrated Employment Program, Hometown

Plan, or the U.S. Employment Service. All construction contracts (infrastructure and housing) were awarded to the lowest responsible bidder.

For more specific information on annual accomplishments on employment, training, and contracting opportunities for Section 3 residents and businesses, please refer to HUD Form 60002.

### **AFFORDABLE HOUSING**

During this reporting period, the City continued to promote the City's rehabilitation program. The program provides assistance to eligible homeowners by rehabilitating their homes into decent and safe housing. Thirteen (13) low-income families were provided with housing rehabilitation assistance. The thirteen families consist of a total of forty-four (44) persons all of Hispanic ethnicity; 10 are elderly and 6 are disabled.

City staff continued to provide technical assistance to local private individuals, developers, and corporations interested in providing housing opportunities to citizens needing assistance. City staff also made referrals to other agencies when its programs are unable to provide the type of assistance necessary. Some cases required staff to coordinate their efforts with other agencies.

In our efforts to have adequate standard housing available to our low to moderate-income population, the Harlingen Community Development Corporation (HCDC) continues to apply for the development of additional housing. The Windstar Apartments are currently at a vacancy rate of 0% with all units inhabited by low to moderate -income families at or below 60% of area median income.

The City's CPS for FY 2000-2005 stated that between 100-115 homes would be constructed during the CPS period. Our records indicate that through the efforts of Harlingen Community Development Corporation (HCDC) and the City of Harlingen, a total of sixty-nine (69) families have been provided housing assistance through the HOME Investment Partnership Homebuyer Program (HP) and Homeownership Opportunity Program (HOP). Although we have not achieved our goal, it is anticipated that we will meet and exceed our goal by expending all prior year HOME funds.

### **HOME ACTIVITY REPORTING TABLE 10/1/00-9/30/04**

Program Year	New Construction	Rehabilitation	Acquisition Only	Acquisition & Rehab	Acquisition & New Construction	TOTALS
10/1/00-9/30/01	2		1		7	10
10/1/01-9/30/02	1	1		3	8	13
10/1/02-9/30/03	1		2		8	11
10/1/03-9/30/04	5		5		8	18
10/1/04-9/30/05	3	1	8		5	17
<b>TOTAL</b>	<b>12</b>	<b>2</b>	<b>16</b>	<b>3</b>	<b>36</b>	<b>69</b>

The Homebuyer Program provides a maximum of \$15,000 in HOME funds for down payment, closing cost, and gap financing assistance to families with incomes at or below 80% of the area median income. The level of assistance is determined based on the family's repayment capacity. The housing assistance is given in the form of a deferred principal, zero interest, second lien that is forgiven over a specified time period (length of time is dependent upon the affordability period).

The Homeownership Opportunity Program (HOP) provides housing assistance to low and moderate-income families that have a lot (vacant or dilapidated existing units that they wish to demolish) on which a new home may be constructed. The housing assistance is given in the form of a loan with a 6% interest rate and amortized over a specified time period (length of time is dependent upon the affordability period).

Although many of our low and moderate -income residents qualify for a mortgage loan, many times they do not have the required down payment necessary to close the mortgage loan. The Harlingen Down Payment Assistance Program (HDPAP) was created to assist these families in realizing the American Dream of by providing them with down payment assistance in the amount of \$5,000. Harlingen Down Payment Assistance Program funds are originated as a second mortgage on the property, running concurrently with the first mortgage and may include the following costs:

- Minimum required down payment to secure a mortgage loan.
- Required closing cost, not including discount points.
- Required pre-paid hazard insurance premium and escrow.
- Required pre-paid real property taxes.

The HDPAP is similar to Harlingen Community Development Corporation's other affordable housing programs, in that assistance is provided in the form of a deferred loan at zero (0%) percent interest. The loan, as a second mortgage, is secured by a second lien (Deed of Trust). If participant owns, occupies and maintains the property for the first five years of the term, the entire amount of the loan is forgiven and the second lien released. The loan is deferred at 20% per year on the anniversary date (date of closing). However, if the property is sold at any time during the first five years, the entire deferred second mortgage loan becomes due and payable at the time of sale/closing.

Of the seventeen units, families occupy sixteen of the units. Of the (16) families assisted during 2004-2005 with HOME funding, three (3) of the families were large (5+ household members) and thirteen (13) were small families. Of those families assisted, seven (7) were headed by a single female. All households assisted were of Hispanic ethnicity.

It is important to note that during this reporting period, collaboration between the Harlingen Housing Authority, the HCDC Homebuyer Program, TDHCA Bond and Valley Mortgage allowed for three (3) families that were previously living in public housing to be qualified for single-family homeownership.

Additionally, HCDC continues to pursue other alternative lending products that will assist a greater number of families realize the "Dream of Homeownership". These include developing

collaboration between Texas State Affordable Housing Corporation and AmeriQuest. The program would provide permanent to families and individuals with FICO (credit) scores as low as 540. They would qualify for a loan at a rate of 2.75% above the 10 year United States Treasury constant rate and to encourage and reward the borrowers for good credit management, the loan program will have an automatic rate reduction feature for timely payments that will reduce the borrowers interest rate by .50% each year for the first four (4) years. All loans would be received a fixed interest rate with an amortization of thirty years. Another partnership HCDC is currently working on is one between HCDC and Hibernia CDC Bank. At this reporting time, the program has not been finalized yet.

## **CONTINUUM OF CARE**

Loaves & Fishes acquired The End of the Road Homeless Shelter in an effort to consolidate services and eliminate duplication. Loaves & Fishes has been awarded funds through the Swalm Foundation to expand and renovate the shelter, will continue to operate their Job Shop and the Food Pantry, in addition to the Shelter, and provide outreach, intake, assessments, and other activities related to the homeless population.

The Cameron County Homeless Partnership (CCHP) and Harlingen Community Development Corporation continue to work on providing units for transitional housing in the community. Both entities have created a partnership to provide transitional housing. The partnership has resulted in the availability of one (1) home for use by the Partnership as transitional housing. The following narrative provides further information regarding Continuum of Care actions and the homeless.

## **OTHER ACTIONS**

During the year, the following actions were taken to implement the overall strategic plan.

### **SPECIAL NEEDS ACTIVITIES**

#### **Homeless**

As pointed out in the Consolidated Plan and Strategy, while the contributing agents to homelessness are the same locally as those that are apparent nationally, the dilemma of homelessness within the City of Harlingen presents a different picture than is normally depicted by the subject. Harlingen does not have a widespread incidence of people sleeping in parked vehicles, under bridges, in community parks or other public places. While some street-corner beggars claim homelessness, their numbers are not large and are generally concentrated in a few locations.

The relatively low number of “non-emergency” homeless in Harlingen, as well as in the entire Rio Grande Valley, can be at least partially explained by the culture. Primarily Hispanic, Valley residents emphasize the importance of family. Young people tend to remain in the area to raising their own families in close proximity to parents, grandparents, uncles and aunts. These extended families tend to shelter relatives and close friends rather than allow them to be

homeless and live in the streets. Naturally, overcrowding cannot be completely attributed to this trait; however, it is undeniable that cultural factors do influence local conditions, and what might be a homeless problem elsewhere can be transmuted into a problem of overcrowded or “at-risk” conditions in the Valley. This supports the belief that homelessness, although an extremely severe predicament often exists hidden from public view.

However insignificant the homeless numbers may seem, the City of Harlingen recognizes homelessness as an issue in need of immediate attention. The City has joined neighboring cities and homeless service providers across Cameron County to develop action steps to prevent and eventually put an end to homelessness through the creation of the Cameron County Homeless Partnership (CCHP).

The CCHP is constantly trying to better develop their plan to organize and deliver housing and supportive services to homeless persons as they move toward maximum self-sufficiency and adequate housing by meeting their specific needs. In order to achieve this goal, the Coalition conducted a preliminary one-day homeless survey on February 25, 2002 to gain perspective of what needs are most vital to homeless prevention countywide. Results of that survey suggested that the definition of homeless and at-risk homeless vary greatly from person to person and provider to provider. The survey also suggested that survey participants (the homeless and at-risk homeless population) felt that permanent housing was their greatest need. However, homeless service providers disagreed and felt that transitional housing combined with supportive services is the greatest need in our area. Providers reasoned that it is unlikely that the homeless population could make a successful transition to maximum self-sufficiency and permanent housing without the period of stabilization and intense case management that transitional housing provides.

The preliminary survey gave the Partnership some direction on future actions necessary to first, identify the chronic and at-risk homeless populations and second to adequately address their immediate and long-term needs. The Partnership learned that the low numbers of reported homeless persons in Harlingen could be contributed partially to the fact that providers were unintentionally misreporting their homeless clients identified as having a mental illness, or substance abuse problems when making referrals to the county’s indigent clinic. It was noted during a Cameron County Homeless Partnership meeting, that the county’s referral form did not provide a place to indicate that an individual was homeless. Providers were filling in the address portion of referral forms with their agency’s physical address. The Partnership is still advocating a change to the referral form and reeducating providers to list a physical location of where homeless clients are sleeping (i.e. under the bridge, in a car, etc.) or to write in the word “homeless” under the address portion of the form.

At a one-day focus meeting held in May of 2002, the Partnership cleared up misinterpretations of how HUD defines homeless, at-risk homeless persons, transitional housing, and permanent housing. The focus group also met to examine the pitfalls of their first survey in order to develop a strategy to conduct a more comprehensive homeless survey that would give us an estimated count of the homeless population countywide. During their examination, it was suggested that the Partnership start educating the public about the events that cause homelessness since the preliminary survey indicated that many individuals and families currently seeking supportive services were not aware of their vulnerability of becoming homeless. Survey results indicated that many people were one paycheck or medical emergency away from homelessness.

The Partnership did not conduct a countywide homeless count this past year as they had planned. However, during their last count (Wednesday, June 25, 2003), the cities of Harlingen and San Benito found a one-night homeless count to calculate the number of homeless on any given night between their two cities. In Harlingen alone, a total of twenty adult males and twelve adult females were interviewed at shelters, on streets, and behind abandoned buildings. Interviewers found that of the 50 homeless individuals counted, eighteen (18) or thirty-six percent (36%) were children ranging in age from 3 months to 15 years. Twenty-four individuals (2 men, 7 females, and 15 children) or forty-eight percent (48%) of the homeless population were victims of domestic violence. As expected, the majority (96%) of the homeless persons counted in June were of Hispanic descent. The fact that 39 of the individuals counted in June of 2003 reported that it was their first time to experience homelessness supported the preliminary survey findings that unemployment, poor employment skills and family disturbances too often lead to homelessness. Many of the homeless indicated they never imagined that they would ever be without food, clothing, or shelter.

In FY 2005-06, the City of Harlingen will continue to use CDBG funds to address the needs of homeless individuals and their families by continuing to support the operations of emergency shelters/homeless service providers (Family Crisis Center and Loaves and Fishes of the Rio Grande Valley, Inc.). Funds will be used to partially fund the salary of a Children Advocate's salary at Family Crisis Center and support the activities of Loaves and Fishes of the Rio Grande Valley, Inc.

CDBG and HOME funds will also be used to assist in preventing homelessness by:

- a. supporting home rehabilitation programs for very low-income persons at risk of becoming homeless (usually the elderly and disabled),
- b. supporting the prevention of homelessness through employment opportunities (The Job Shop),
- c. funding social service organizations that provide referral services to residents, and
- d. (through HCDC) work on rehabilitation of existing rental units in the NRSA to provide affordable rental housing for low-income individuals and families.

More specifically, the City is supporting proposals submitted by Loaves and Fishes of the Rio Grande Valley, Inc. and the Family Crisis Center to the Cameron County Homeless Partnership for inclusion of their projects in the County's 2005 "Balance of State" application. If funding is granted, Loaves and Fishes will implement the *Positive Progressions Program*, which will provide rental assistance and intensive case management services to homeless individuals. The overall objective will be to provide the homeless with residential stability by providing them with rental assistance vouchers while increasing their skills and family income by providing them educational opportunities through the existing Job Shop. Lastly, Loaves and Fishes hopes to instill in the homeless population, greater self-determination by providing them updates on program funding, housing opportunities, speakers covering other social service programs and overall discussions of what efforts homeless individuals can take to achieve self-sufficiency.

The Family Crisis Center (FCC) hopes to use the anticipated Supportive Housing Program dollars to partially fund their New Beginnings Project. The Center plans to acquire and rehabilitate a duplex, which will serve as transitional housing for victims of domestic violence after they have met their immediate safe needs and are ready to move out of the emergency shelter. The Center staff will continue to assist victims and their children by providing them services such as transportation, utility assistance, counseling and support group therapy, legal assistance, and vocational training in order to help them make a successful transition into permanent housing with a 24-month time period.

Despite not being awarded Continuum of Care funds in 2004-05, Harlingen Community Development Corporation moved forward with their plans to construct one structure for transitional housing for at-risk and homeless families (especially single head-of-households and domestic violence victims). HCDC hopes to complete an additional unit. Two sites are currently completed. Both are located within the Heart of Harlingen Neighborhood Revitalization Strategy Area. Siesta Apartments (located at 121 North 7<sup>th</sup> St.) consists of four two-bedroom and one (1) four-bedroom unit that designed especially to be handicap accessible. Another duplex (located at 607 E. Jackson), contains two (2) three-bedroom units. Maintenance and Operation phases will last approximately 30 months. The transitional housing units are located in the center of town, in close proximity to Loaves and Fishes (Soup Kitchen, Job Shop, Positive Progressions Program), the Family Crisis Center (supportive services for domestic violence victims), the Social Security Office, the Texas Workforce Center, End of the Road Ministries (emergency shelter, substance abuse counseling), A-1 Medical Clinic, the bus station, childcare facilities, a grocery store, and shopping plaza. HCDC will coordinate their efforts with Homeless partners to provide comprehensive services to the homeless population.

### **Under-served Needs/Sub Populations**

As the City indicated in the FY 2000-2005 CPS, the City of Harlingen addressed eight (8) sub-populations with special needs. Among them:

- 1) elderly and frail elderly,
- 2) severely mentally ill,
- 3) developmentally disabled,
- 4) physically disabled,
- 5) persons with alcohol/other related drug addictions,
- 6) persons with AIDS and related diseases,
- 7) large families, and
- 8) children and youth

Due to the City's desire to fund projects with the greatest impact on the community as well as those projects requested by the residents during the public hearing process, the City of Harlingen allocated CDBG funds to several of the sub-populations with special needs identified above.

## Elderly/Frail Elderly

As in the past, the City of Harlingen continues to support projects and provide funding to those organizations that provide supportive services to the elderly. The Housing Rehabilitation Deferred Loan Program continues to provide Housing Rehabilitation funds for elderly housing repair. The program in its current form allows for the rehabilitation of elderly single-family housing at no cost to the elderly resident thereby creating a safe and sanitary structure. The funds used in the repair of the elderly/disabled owner-occupied single family home are forgiven over a 5-year period for ages 65 and older and for ages 62 and less than 65 the loan is forgiven over a 10-year period. CDBG funding to Area Agency on Aging, assures that senior needs continue to be met in the area of referrals, social and recreational activities, wellness programs, and nutrition.

## Youth

As stated in our CPS, Harlingen has labeled troubled children/youth or those threatened with homelessness as a special needs population. The City realizes that young people must receive adequate guidance and care in order to develop into productive members of society. The City also believes that youth must be provided with alternatives to drugs and violence. For this reason, the City of Harlingen has committed to funding Boy's and Girl's Club satellite units located in low-income neighborhoods adjacent to public housing authority sites or within public housing authority developments. The funded satellite units are in established neighborhoods, are easily accessible, and can be reached by walking or riding a bicycle a short distance. The services provided at these satellite units include activities such as participation in group sports activities, arts and crafts, tutoring, computer training, law enforcement activities, youth employment, gang prevention, drug prevention as well as a variety of other educational programs.

## Large Families

Although efforts are made by the City of Harlingen to provide funding for affordable housing programs, the majority of the families qualifying for assistance continue to be small families. A total of three out of the sixteen families assisted with HOME funds were large families. HOME funds will continue to be provided to the Harlingen Community Development Corporation (HCDC) to assist large families in their affordable housing needs.

No CDBG or HOME funds were used specifically for the under-served needs of the following:

- 1) Severely Mentally Ill,
- 2) Developmentally Disabled,
- 3) Physically Disabled,
- 4) Persons with Alcohol/Other Drug Addictions, and
- 5) Persons with HIV/AIDS and related Diseases

Although no specific funding allocations were made for the severely mentally ill, developmentally disabled and physically disabled, such persons may have been assisted with our housing programs.

Services for these groups continue to be provided by the Tropical Texas Center for Mental Health and Mental Retardation (MHMR), Valley Association for Independent Living (VAIL), End of the Road Ministries, Rio Grande Valley Council on Alcohol and Drug Abuse, Valley Aids Council, and Loaves & Fishes.

### **Foster and Maintain Affordable Housing**

The 2000-2005 Consolidated Plan and Strategy (CPS) emphasized that the overall goal was to develop viable urban communities by providing decent housing and a suitable living environment while expanding economic opportunities principally for low and moderate income persons. Some of the housing priorities identified are:

1. Preserve and rehabilitate the City's existing single family housing stock primarily for extremely low, very low and low-income families (0-80% of median income)
2. Improve living conditions for extremely low, very low and low-income renters (0-80% of median income) and provide and improve related social services for residents with special needs
3. Increase opportunities for low and moderate income (51-80% of median income) for homeownership, including 1st Time Homebuyers, renters, and single head of households.

Under its CDBG and HOME Programs, the City has provided opportunities for low to moderate-income families to help them become homeowners. Funds are used for the general operating expenses of the non-profit corporation that provides housing services to the low and moderate-income residents of the City. Funds continue to be used for the single family construction as well as rental rehabilitation particularly in the Heart of Harlingen NRSA. The HOME Program continues to provide funds for down payment and closing cost assistance along with gap financing. CDBG continues to be used for the rehabilitation of the existing housing stock within the community. Homeownership and rehabilitation are strong parts of the City's community vision as these efforts enable the City to create viable neighborhoods. Our vision includes upgrading our existing neighborhoods by providing rehabilitation loans and grants to qualifying low and moderate-income families and improving the infrastructure within the low and moderate-income neighborhoods.

### **Barriers to Affordable Housing**

The U. S. Department of Housing and Urban Development (HUD) has determined that a household experiences a cost burden when gross housing costs are more than 30 percent of gross income. Using that determination, a household experiences a severe cost burden when gross housing costs are more than 50 percent of gross income. The cost of homeownership can affect the level of property maintenance, the ability of the household to pay property taxes and ultimately the household's ability to retain its home. Likewise, high rents can make it extremely difficult, if not impossible for low-income renters to afford safe and decent housing.

As we indicated in the CPS, housing constraints that affect affordable housing in Harlingen are primarily economic. However, according to a report published by the Texas Low-Income

Housing Information Service in 1998, it is not increasing costs within the construction industry that are creating the housing affordability problem in border cities. The City has a variety of regulations that affect housing development in Harlingen, such as development fees, municipal building codes and regulations, subdivision fees, and environmental assessments, however it believes that these regulations do not constitute barriers to fair and affordable housing. In fact, data shows that in border cities such as Harlingen, mortgage payments and rents are significantly lower than the state averages. The City maintains that the primary barrier to affordable housing is the extremely low income of the average household.

A national study published in 2003 (using Census 2000 data) by the National Low Income Housing Coalition, entitled "Out of Reach: Rental Housing at What Cost?" confirms this belief. Their data shows that the average renter income in Cameron County is \$18,296, 58% of the state median renter income of \$31,739. For an extremely low income household earning \$9,555 (30% of the Area Median Income for Harlingen), the Fair Market Rent (\$503) for a two-bedroom unit is more than double what they could afford (30% of their monthly income). In order to afford a two-bedroom unit in Harlingen, a worker earning Minimum Wage (\$5.15 per hour) would need to work 75 hours per week!

As stated previously, families that do qualify for mortgage loans (those between 51-80% of the area median income), many times are unable to come up with the necessary down payment to close the mortgage loan. The City of Harlingen and Harlingen Community Development Corporation (HCDC) created the Harlingen Down Payment Assistance Program (HDPAP) to assist these families by providing them down payment assistance in the amount of \$5,000. Collaborative efforts between the Harlingen Housing Authority, the HCDC Homebuyer Program, TDHCA Bond and Valley Mortgage Company allowed for families with incomes within the 31-50% of the area median income range to become homeowners.

The City and HCDC continues to hold Informational Seminars/Meetings/Open Houses to continually inform the public of the housing opportunities available to them using City resources as well as other sources. The City also continues to support programs designed to increase the educational attainment and job skill levels of our residents so they can increase their wages and eventually be able to afford rents and/or become eligible for homeownership programs available in our area.

During our public hearings and comment periods, no comments were received from the public relating to the City's Analysis of Impediments, nor did the public identify any barriers to affordable housing. The City, through its support and funding of the Harlingen Community Development Corporation, is actively engaged in the reduction and elimination of barriers to affordable housing. The City and Harlingen Community Development Corporation are working together to simultaneously reduce the gaps in financial institutions, by securing permanent mortgage financing.

**Non-Housing Community Development Needs:** In order to meet the non-housing community development needs of the community, the City has in the past concentrated their expenditures on infrastructure improvements consisting of drainage improvements, street improvements, park improvements, and public services.

**Lead Based Paint Hazards:** In 2000, two (2) staff persons received training and obtained certification as Lead Based Paint Risk Assessors. During the same period, the existing Housing Rehabilitation contractors attended the Safe Work Practices courses sponsored by HUD. The Housing Rehabilitation regulations including funding limits were re-evaluated and re-written to address the requirements of the new regulations.

In an effort to increase Lead Base Paint awareness, the Housing Rehabilitation Staff has continued to host “Lead Safe Workers” courses, not only for Harlingen but also for other entitlement communities in the Valley. The courses are given in both English and Spanish to ensure adequate understanding of those in attendance. Upon completion of the course, attendees were given an examination. A passing score on the exam certified those passing were ready to work safely with lead-based paint. This has proven to be extremely beneficial to those involved in Lead Based Paint.

The City will continue to act in accordance with all applicable regulations such as 24, CFR Part 91, 24 CFR Part 570.608, and HOME 24 CFR Part 92.355 in implementing its housing rehabilitation projects. During this reporting year, a total of \$12,454.28 was expended on lead testing, practices and clearance activities to comply with Lead Base Paint in the rehabilitation of 13 owner occupied homes.

**Anti-displacement and Relocation Plan** – The City will comply with the acquisition and relocation requirements of the Uniform Relocation Assistance and Real Property Acquisition Policies Act of 1970, as amended, and implementing regulations at 49 CFR 24; and it has in effect and is following a residential anti-displacement and relocation assistance plan required under section 104(d) of the Housing and Community Development Act of 1974, as amended, in connection with any activity assisted with funding under the CDBG or HOME programs. Currently, all owner-occupants voluntarily apply for rehabilitation assistance on their property. The City is currently developing a temporary relocation plan in the event that rehabilitation work requires the property to be vacant for an extended period of time (such as during lead-based paint abatement or hazard reduction activities) and families are unable to secure other housing on their own.

**Overcome Gaps in Institutional Structure:** During the year, the following actions were undertaken to eliminate the gaps identified in the jurisdictions service delivery system:

Harlingen Housing Authority (HHA) - The HHA applied for continued federal funding.

Local banks and Financial Lending Institutions worked closely with HCDC and the City to assist low and moderate- income persons in becoming homeowners and provided funding for permanent financing. These partners include: Valley Mortgage, Key Mortgage, Texas Community Mortgage, TDHCA, Federal Home Loan Bank, Texas State Bank in addition to utilizing CHDO proceeds and homebuyer’s contributions.

**Coordination Efforts:** In developing coordination efforts, the City staff continued to provide technical and supportive services to other entities interested in providing housing and supportive services to the citizens of Harlingen and continued to discuss strategies to meet housing and

non-housing objectives using various forms of federal funding, including CDBG and HOME funds. Among the agencies coordinating their efforts within the City of Harlingen are the Harlingen Community Development Corporation, and the Harlingen Housing Authority.

**Public Housing Improvement/Resident Initiatives:** The City through the HCDC worked with the Harlingen Housing Authority (HHA) and focused attention on obtaining applicants that are presently residents of the HHA for the Homebuyers Program. The jurisdiction will continue to look to the HHA as a source of feasible applicants for its homeownership opportunity programs.

**Anti-Poverty Strategy:** Since Harlingen's Anti-Poverty Strategy focuses on the very low income households (individuals in public or subsidized housing and the uncounted homeless), efforts are made between the City, Housing Authority, the Homeless Shelter and the HCDC to provide opportunities to these individuals. HCDC continues to encourage the Housing Authority to refer families participating in the Harlingen Housing Authority's Family Self Sufficiency (FSS) Program and those families currently under Section 8 Housing for participation in the Homebuyer Program. The FSS program continually works with various social service agencies, educational institutions, and manpower training agencies to assist in the development of employment training opportunities for its participants.

HCDC continues to access the State of Texas Bond Program (54-55) through Texas Department of Housing and Community Affairs, which provides permanent mortgages to qualifying participants. Through the use of this program HCDC accesses an additional \$10,000 in down payment assistance per home.

CDBG funding was provided to the Loaves and Fishes of the Rio Grande Valley, Inc. for the "Job Placement Service" also known as "The Job Shop". As stated in previous CAPERs, Loaves and Fishes created the "Job Shop" to address the need for job placement services. The initial funding came from the Texas Department of Housing and Community Affairs-Emergency Shelter Grant Program. "The Job Shop" program continues to be run by volunteers with a Job Trainer who spends his time following up on relevant employment ads that appear in the newspapers, word of mouth employment news as well as staying in close contact with the Texas Workforce Commission. The Job Trainer interviews all clients to ensure that they qualify for assistance under grant guidelines. All applicants are counseled on their grooming habits and the job interview process. Loaves and Fishes maintains agreements with several local businesses that provide free showers, hair cuts and clothing for job interviews. During this reporting period, Loaves and Fishes provided job placement assistance to over 255 new participants. Among the services provided are: assessing client skills and abilities, training in application completion, resume preparation and networking skills, employment placement, on-the-job assessment, and follow-up after employment. Loaves and Fishes also provides the facilities for education and language skills and preparation for citizen testing. These services are of enormous value to the community in that they have put people back into the community as taxpayers rather than welfare recipients.

**Monitoring Standards and Procedures:** The City Commission has appointed a Community Development Advisory Board (CDAB) to examine all CDBG funding applications. Based upon its review, the CDAB makes recommendations to the City Commission, which makes final funding determinations.

The following is a description of the standards and procedures the City of Harlingen uses to monitor activities authorized under the CDBG program and to ensure long-term compliance with the provisions of the programs.

**Contract Agreements:** The City enters into binding Subrecipient agreements with CDBG sub-grantees. Such agreements are useful tools for insuring compliance with program provisions by the City and by sub-grantees. Additionally, these agreements provide a basis for enforcing program requirements and for identifying remedies in the event of a breach of the provisions by sub-grantees. Elements contained in these agreements are inclusive of, but not limited to:

- |                        |                         |                                      |
|------------------------|-------------------------|--------------------------------------|
| *Rules and Regulations | *Project Timetable      | *Payment Requests                    |
| *Type of Activity`     | *Terms and Conditions   | *Program Requirements                |
| *Budget                | *Reporting Requirements | *Scope of Services/Statement of Work |

**MONITORING STANDARDS:** Monitoring is an on-going process involving continuous sub-grantee communication and evaluation. The process involves frequent telephone contacts, written communication and periodic meetings. The goal of our monitoring is to identify deficiencies and promote corrections in order to improve and reinforce sub-grantee performance.

The City monitors each participating sub-grantee annually in order to review the activities included in their agreement with the City. The purpose of this monitoring is to assess compliance with the requirements of the federal program. Such review includes desk audits and on-site examinations to determine compliance with all applicable requirements.

Monitoring has proven to be a successful tool in achieving and maintaining contract compliance and ensuring projects are carried out in a manner acceptable to the City (meeting all applicable regulations, laws, ordinances, and policies). The City has taken a proactive approach to identify and remedy any potential programmatic concerns to avoid findings of non compliance.

## **LEVERAGING RESOURCES**

Although no matching is required for the Community Development Block Grant Program, the City and its social service organizations have benefited from contributions from a great variety of organizations and foundations. A few of these organizations/foundations are listed as follows: Harlingen Housing Authority, Boggus Ford, St. Alban's Episcopal Church, H&H Meats, Pittman & Davis Produce, HEB Stores, Southwest Airlines, Levi Strauss Foundation, Hygeia Foundation, Swann Foundation, Gorges Foundation, Koppel Foundation, Children's Advocacy Center of Texas, Inc., Harlingen Independent School District, Area Agency on Aging, and United Way.

The local financial institutions working with the Harlingen Community Development Corporation committed funds for permanent financing of single family new construction. A major partner was Valley Mortgage Company. (See above sections on Institutional Structure and Anti-Poverty Strategy)

## **CITIZEN COMMENTS**

The City of Harlingen Community Development Department published a notice in the local newspaper on Thursday, November 24, 2005 with a fifteen-day (15) comment period extending from November 25, 2005 through December 9<sup>th</sup>, 2005. This notice was published in order to give the public (our residents) an opportunity to review and comment on the FY 2004 CAPER. To encourage participation of citizens, the time was such that those wanting to attend would most likely be able to attend without requesting time off from work, and the public hearing was held in a well known location that is easily accessible, complies with ADA, and convenient for citizens, including persons with disabilities. Included in the notice were the locations within the community where the copies of the reports were available for review. Copies of the CAPER were forwarded to City Hall and the Harlingen Public Library. Additionally, electronic copies were available for public viewing.

During the Public Hearing held on December 7<sup>th</sup>, 2005 no comments were received from anyone in attendance. The governing body (Mayor & Commission) were very complimentary of the program results detailed in the CAPER and praised staff and the Advisory Board Members.

## **SELF - EVALUATION**

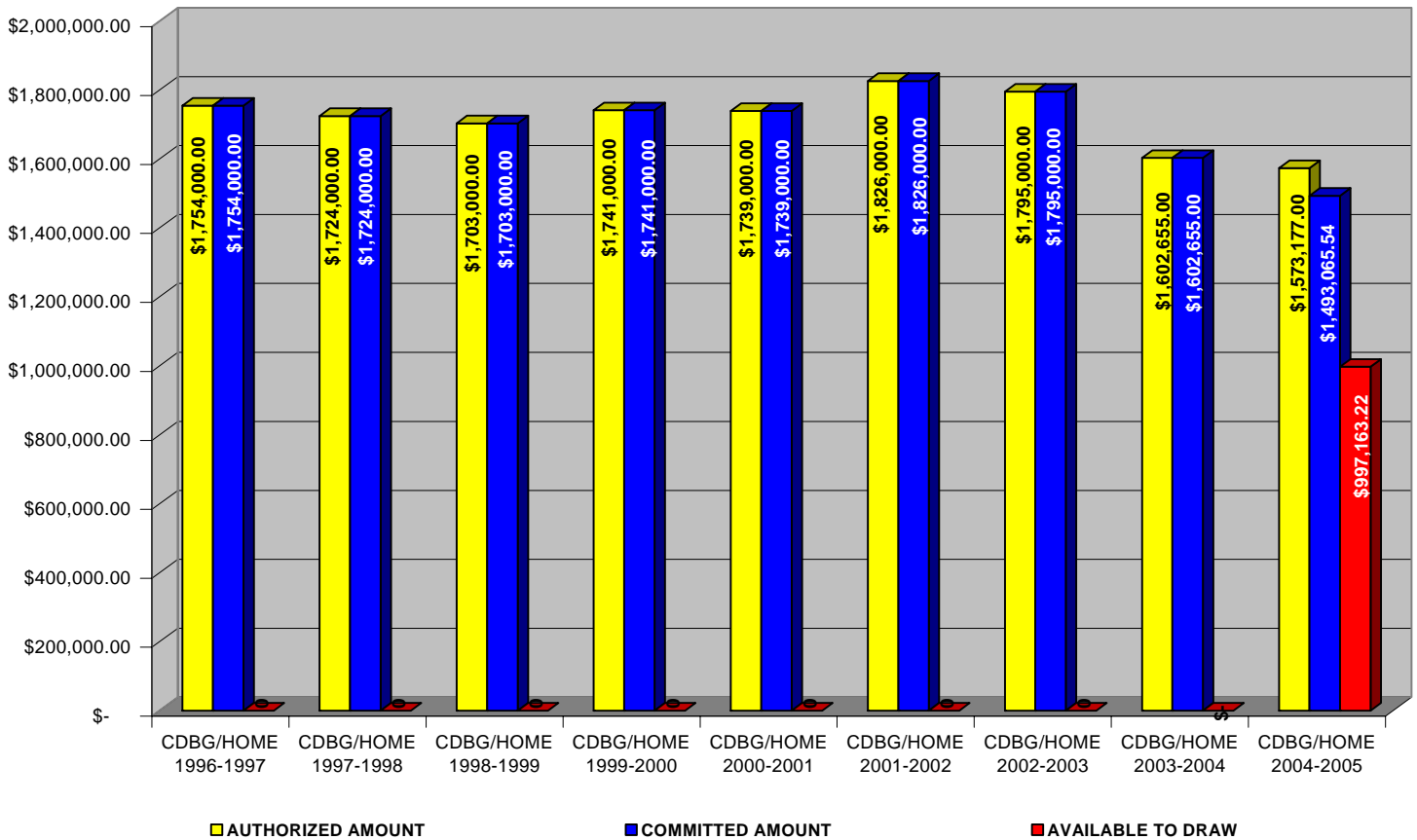
The reporting period for the Consolidated Annual Performance Report (CAPER) is from October 1, 2004 to September 30, 2005. Outstanding activities from FY 1998, 2000, and 2001, 2003, along with FY 2004-05 activities are covered in this report. Although funds were not fully expended during this reporting period, the Harlingen Community Development Block Grant program was below the recommended ratio of 1.5 of its annual allocation and program income received. Many on-going activities were addressed and funds fully expended for the funded activities except for the following:

## CDBG & HOME Funding Available


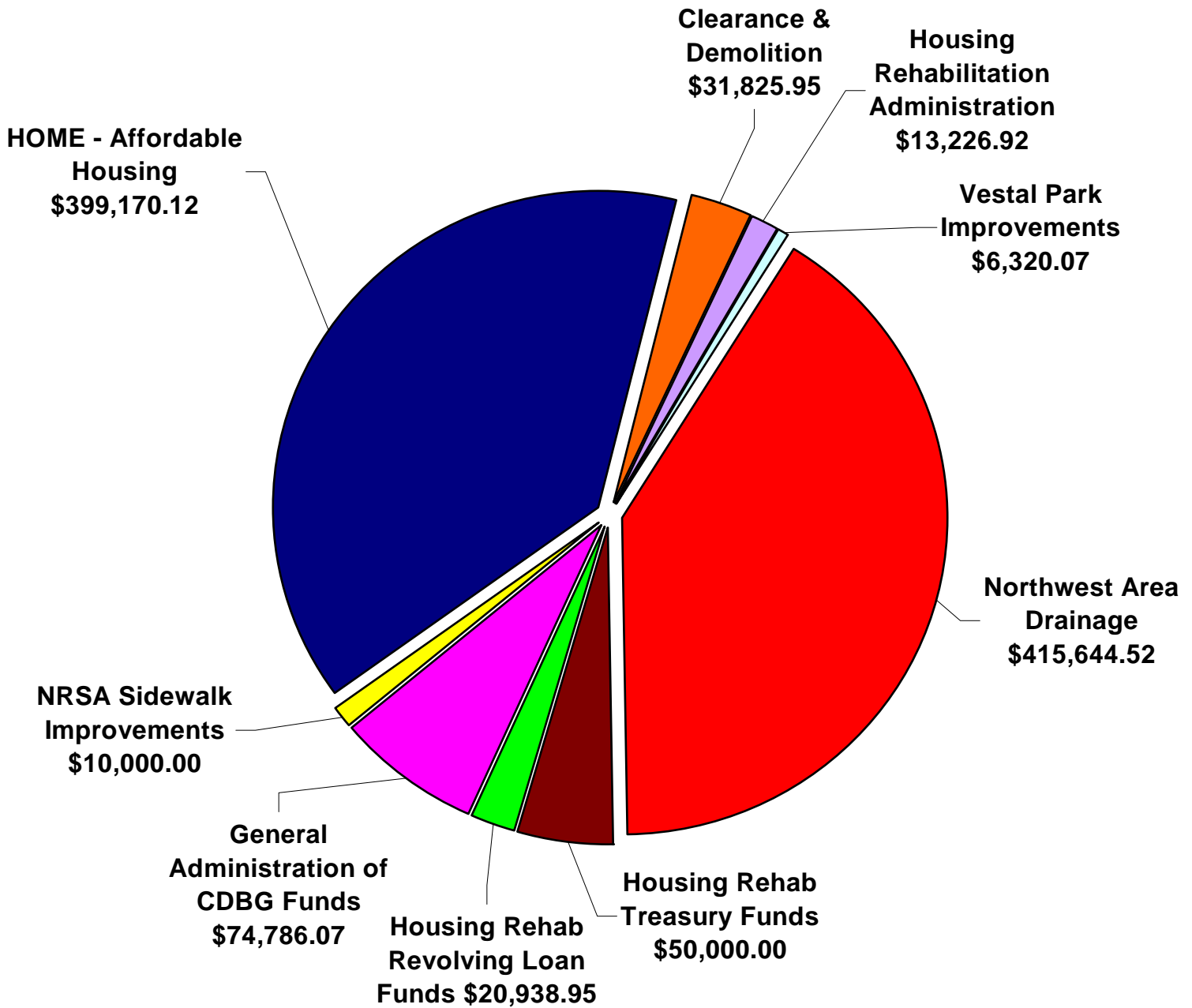
FY 2002-03	Vestal Park	\$6,320.07
FY 2003-04	Drainage Improvements	\$7,165.74
FY 2004-05	Drainage Improvements	\$408,478.78
	NRSA Sidewalk Improvements	\$10,000.00
	Clearance & Demolition	\$28,198.45
	Housing Rehab Treasury funds	\$50,000.00
	Housing Rehab Admin	\$13,226.92
	Housing Rehab Revolving Loan (\$3,627.50 for Clearance & Demo)	\$24,566.45
	General Administration	\$74,786.07
	Total Unexpended Balance (PR26, Part II, Line 16)	<b>\$622,742.48</b>
FY 2004-05	HOME-Affordable Housing	\$358,876.07
	HOME-Down Payment Assistance	\$40,294.05
	Total Unexpended Balance	\$399,170.12
	<b>Total Funding Available</b>	<b>\$1,021,912.60</b>

The following chart illustrates the CDBG entitlement grants provided to the City of Harlingen during the years of 1996 through 2004 as shown on the HUD Grants and Program Income from IDIS – C04PR01 (excludes program income/revolving loan funds).

### Historical View of Funding CDBG/HOME Entitlement Funds 1996-2004



## Funds Available To Draw



The City is committed to enhancing the quality of life of low/moderate income citizens through affordable housing, public service, infrastructure improvements such as safe streets, adequate drainage, and improved recreational areas.

Overall program objectives for the Consolidated Plan include:

- Provide decent housing . . .
- Provide a suitable living environment . . .
- Expand economic opportunities . . .

The above goals are pursued so as to principally benefit extremely low-, low-, and moderate income residents and the City of Harlingen has effectively managed and utilized the 2003 entitlement funds for that purpose. However, as with most entitlement communities across the country, our needs are far greater than our resources. To that end, the City will continue its efforts to leverage the entitlement dollars by creating more partnerships within the community. The City will also support and encourage local non-profit agencies to seek other sources of funds.

### **CDBG PROGRAM**

As the CDBG Program Expenditures Table and Chart on the following pages show, 52.58% of the total funds expended were for infrastructure improvements (drainage improvements, street improvements, and park improvements); 20.74% was used for Housing Rehabilitation/Related Expenses; 11.39% for Public Services; 1.08% for Clearance & Demolition; and 14.21% for General Administration. (These figures are based on actual IDIS withdrawals.)

#### Housing – CDBG and HOME

The City used Community Development Block Grant Treasury and Revolving Loan funds (**\$313,186.83**, including project-related expenses) for the housing rehabilitation program assisting twelve (12) homeowners with home improvement loans/deferred grants with CDBG funds. Based on the number of persons per family, sixty (60) low to moderate income persons benefited from the assistance during this reporting period, Twelve (12) were elderly; and 11 disabled.

### **HOME PROGRAM**

Harlingen Community Development Corporation (HCDC/CHDO), the City's non-profit housing corporation, assisted with the down payment, closing cost and gap financing of 5 single family homes; 1 family was assisted with HOME funds for the rehabilitation of their home; a duplex and single family home were completed for rental activities and 8 families were assisted with down payment assistance through HCDC and the City.

During this reporting period, **\$253,133.34** in HOME funds was spent for the affordable housing activities. The funds were matched by private financial institutions for permanent home mortgages. 100% of those assisted during this reporting period were Hispanic families. Based on the number of persons per family, thirty-nine (39) low to moderate-income persons benefited from the assistance during this reporting period.

As of September 30, 2005, HCDC has one (1) rental activity that is not occupied, located at 1022 W. Madison. They are collaborating with the Housing Authority and Family Crisis Center in an effort to use the home as a transitional housing unit supported by a Section 8 voucher. HCDC is currently refining their program policies and procedures in addition to consolidating and updating job descriptions. This review and refinement is in an effort to ensure the program is carried out in a cost effective and responsible manner. The 5 activities for acquisition and new construction that have been set up in IDIS will be carried out when agreements are executed between the City and HCDC.

The City has 2 down payment assistance activities that are currently underway located at 309 E. Arroyo Drive and 1409 Palomino Drive.

The HOME funds received from HUD for the fiscal year were used by the City to provide down payment assistance to eligible low-moderate income families and to Harlingen Community Development Corporation for the continuation of the Affordable Housing Programs. See activity explanation on the use of funds listed above under HOUSING.

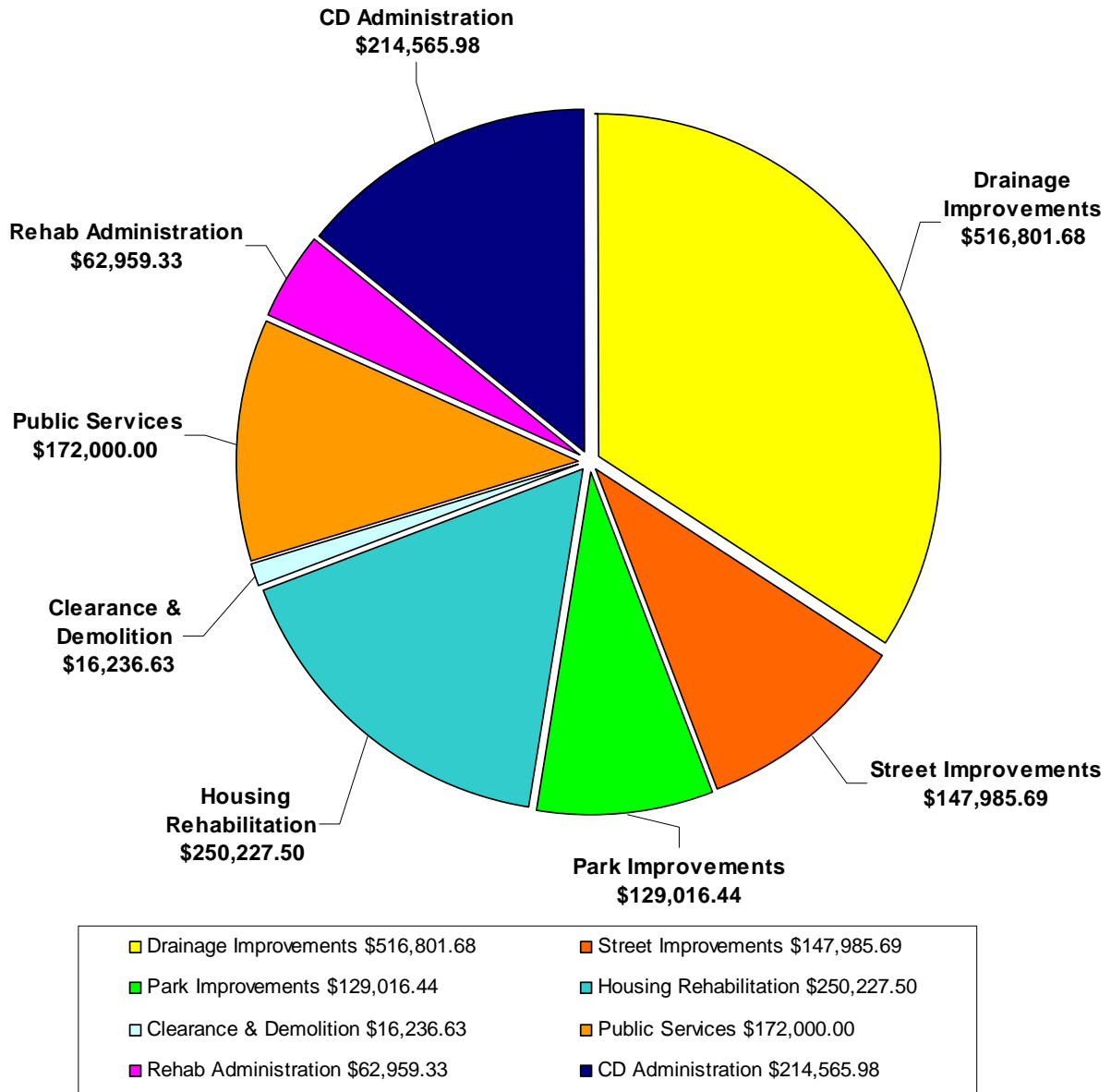
The entitlement funds that have been allocated to the City over a thirty (30) year period have had a positive impact on the Harlingen community. The projects have stimulated the economy, created jobs, constructed buildings, rehabilitated existing single family dwellings, constructed safe and sanitary new homes, improved streets and drainage, installed new playground equipment while at the same time leveraging private dollars.

Total CDBG expenditures this reporting period of October 1, 2004 – September 30, 2005 for the CDBG Program activities were **\$1,509,793.25** as further detailed below and shown in IDIS reports PR26 (line 15 of Part II) and PR23.

**CDBG PROGRAM EXPENDITURES**  
**Reporting Period 10/01/04- 9/30/05**

ACTIVITY	EXPENDITURE	PERCENTAGE
<b>Drainage Improvements</b>	<b>\$516,801.68</b>	<b>34.23%</b>
<b>Street Improvements</b>	<b>\$147,985.69</b>	<b>9.80%</b>
<b>Park Improvements</b>	<b>\$129,016.44</b>	<b>8.55%</b>
<b>Housing Rehabilitation</b>	<b>\$250,227.50</b>	<b>16.57%</b>
<b>Clearance &amp; Demolition</b>	<b>\$16,236.63</b>	<b>1.08%</b>
<b>Public Services</b>	<b>\$172,000.00</b>	<b>11.39%</b>
<b>Rehab Administration</b>	<b>\$62,959.33</b>	<b>4.17%</b>
<b>CD Administration</b>	<b>\$214,565.98</b>	<b>14.21%</b>
<b>TOTAL EXPENDED</b>	<b>\$1,509,793.25</b>	<b>100.00%</b>

## CDBG Program Expenditures Reporting Period 10/1/04-9/30/05



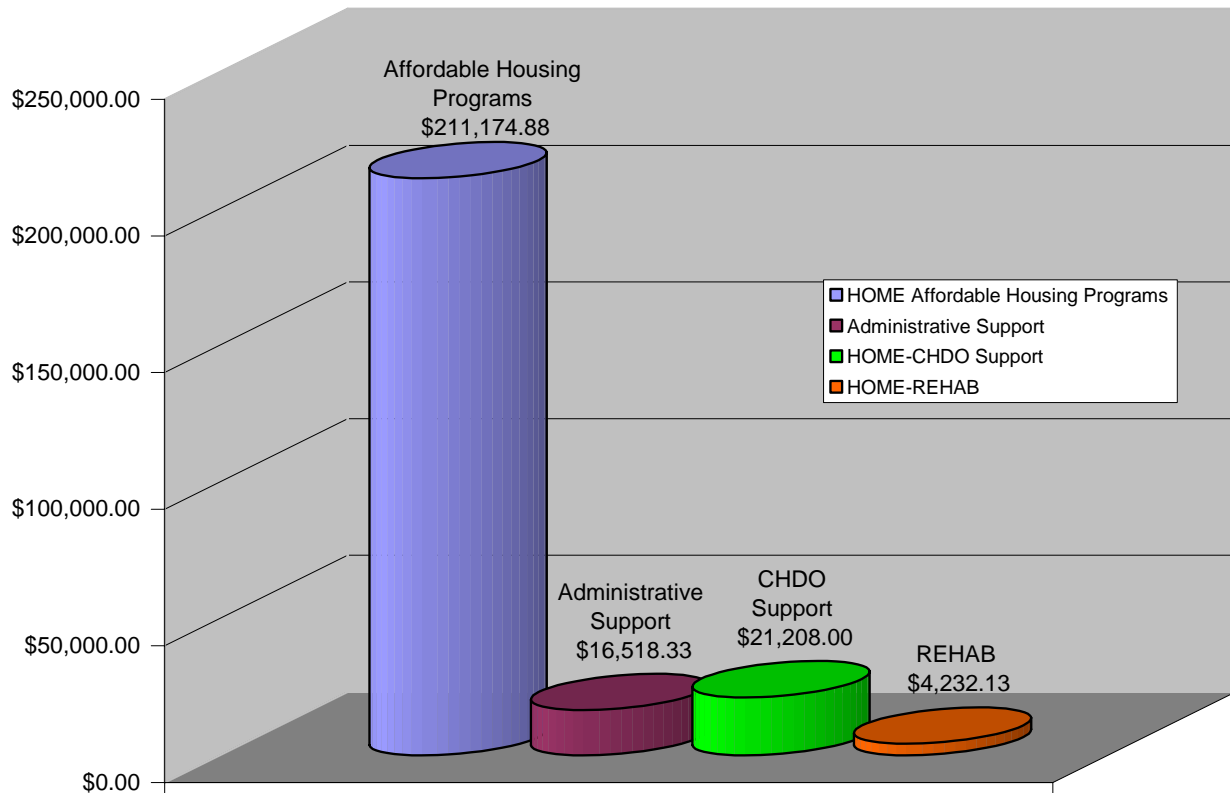
## HOME Program Expenditures

HOME expenditures this reporting period (October 1, 2004 – September 30, 2005) for program activities were \$253,133.34. The breakdown of expenditures for the program year is shown in the following table and chart.

### HOME PROGRAM EXPENDITURES Reporting Period 10/01/04 –9/30/05

ACTIVITY	EXPENDITURE	%
<b>HOME Affordable Housing Program</b>	<b>\$211,174.88</b>	<b>83%</b>
<b>Administrative Support</b>	<b>\$16,518.33</b>	<b>7%</b>
<b>HOME-CHDO Support</b>	<b>\$21,208.00</b>	<b>8%</b>
<b>HOME-REHAB</b>	<b>\$4,232.13</b>	<b>2%</b>
<b>TOTAL EXPENDED</b>	<b>\$253,133.34</b>	<b>100%</b>

HOME Expenditures



1

In regard to CPD Notice 03-09, as of this date, the City of Harlingen has not fully implemented a Performance Measurement System. However, CDBG and HOME activities are set up in IDIS with stated goals and inputs, the completion of those activities state the outputs and outcomes of funding. The City of Harlingen has established a Performance Measurement System to be implemented in future funding years. Please refer to pages 3 through 10 of this document for Performance Measurement information.

### **PUBLIC PARTICIPATION**

The following notice was published in a newspaper of general circulation and posted at City Hall, Lon C. Hill Building, Harlingen Public Library, Harlingen Community Development Corporation and at the Harlingen Housing Authority:

**PUBLIC NOTICE  
CITY OF HARLINGEN  
Date of Publication: Thursday, November 24, 2005  
FY 2004-2005  
CONSOLIDATED ANNUAL PERFORMANCE  
AND EVALUATION REPORT (CAPER)**

Notice is hereby given that the City of Harlingen's Draft 2004-2005 Consolidated Annual Performance and Evaluation Report (CAPER) for the fiscal year is available for citizen review and comment. The document is available at the Community Development Department located at 502 E. Tyler and at the City of Harlingen Public Library located at 410 "76 Drive, Harlingen, Texas during normal working hours. The CAPER is a document that contains a summary of resources and accomplishments of the Community Development Block Grant Program (CDBG) and Home Investment Partnerships Program (HOME).

A Public Hearing will be held before the City Commission on Wednesday, December 7, 2005 at 5:30 p.m. at Harlingen Town Hall, 118 E. Tyler, Harlingen, TX. The purpose of the public hearing is to obtain comments from the public on the CAPER accomplishments.

Comments may be submitted to the Community Development Office, 502 E. Tyler until Friday, December 9<sup>th</sup>, 2005.

The City of Harlingen will submit its Consolidated Annual Performance and Evaluation Report (CAPER) for the period ending September 30, 2005 to the San Antonio Field Office of the U. S. Department of Housing and Urban Development on or about Thursday, December 15<sup>th</sup>, 2005. For additional information please contact Tammy DeGannes, Director of Community Development at (956) 427-8735.

U.S. DEPARTMENT OF HOUSING AND URBAN DEVELOPMENT  
 OFFICE OF COMMUNITY PLANNING AND DEVELOPMENT  
 INTEGRATED DISBURSEMENT AND INFORMATION SYSTEM  
 HUD GRANTS AND PROGRAM INCOME  
 HARLINGEN, TX

PGM	FUND TYPE	GRANT NUMBER	AUTHORIZED AMOUNT	SUBALLOCATED AMOUNT	COMMITTED TO ACTIVITIES	NET DRAWN AMOUNT	AVAILABLE TO COMMIT	AVAILABLE TO DRAW		
CDBG	EN	B-89-MC-480504	1,021,000.00	0.00	1,021,000.00	1,021,000.00	0.00	0.00		
		B-90-MC-480504	975,000.00	0.00	975,000.00	975,000.00	0.00	0.00		
		B-91-MC-480504	1,090,000.00	0.00	1,090,000.00	1,090,000.00	0.00	0.00		
		B-92-MC-480504	1,127,000.00	0.00	1,127,000.00	1,127,000.00	0.00	0.00		
		B-93-MC-480504	1,360,000.00	0.00	1,360,000.00	1,360,000.00	0.00	0.00		
		B-94-MC-480504	1,480,000.00	0.00	1,480,000.00	1,480,000.00	0.00	0.00		
		B-95-MC-480504	1,427,000.00	0.00	1,427,000.00	1,427,000.00	0.00	0.00		
		B-96-MC-480504	1,391,000.00	0.00	1,391,000.00	1,391,000.00	0.00	0.00		
		B-97-MC-480504	1,372,000.00	0.00	1,372,000.00	1,372,000.00	0.00	0.00		
		B-98-MC-480504	1,330,000.00	0.00	1,330,000.00	1,330,000.00	0.00	0.00		
		B-99-MC-480504	1,338,000.00	0.00	1,338,000.00	1,338,000.00	0.00	0.00		
		B-00-MC-480504	1,337,000.00	0.00	1,337,000.00	1,337,000.00	0.00	0.00		
		B-01-MC-480504	1,379,000.00	0.00	1,379,000.00	1,379,000.00	0.00	0.00		
		B-02-MC-480504	1,350,000.00	0.00	1,350,000.00	1,350,000.00	0.00	0.00		
		B-03-MC-480504	1,175,000.00	0.00	1,175,000.00	1,175,000.00	0.00	0.00		
		B-04-MC-480504	1,149,000.00	0.00	1,149,000.00	543,448.60	0.00	605,551.40		
					20,301,000.00	0.00	20,301,000.00	19,695,448.60	0.00	605,551.40
		CDBG	PI	B-96-MC-480504	57,340.00	0.00	57,340.00	57,340.00	0.00	0.00
				B-97-MC-480504	187,895.14	0.00	187,895.14	187,895.14	0.00	0.00
				B-98-MC-480504	457,152.00	0.00	457,152.00	457,152.00	0.00	0.00
B-99-MC-480504	0.00			0.00	0.00	0.00	0.00	0.00		
					702,387.14	0.00	702,387.14	702,387.14	0.00	0.00
CDBG	RL	B-99-MC-480504	192,375.12	0.00	192,375.12	192,375.12	0.00	0.00		
		B-00-MC-480504	151,087.18	0.00	151,087.18	151,087.18	0.00	0.00		
		B-01-MC-480504	120,780.65	0.00	120,780.65	120,780.65	0.00	0.00		
		B-02-MC-480504	102,257.40	0.00	102,257.40	102,257.40	0.00	0.00		
		B-03-MC-480504	88,540.61	0.00	88,540.61	88,540.61	0.00	0.00		
		B-04-MC-480504	58,302.85	0.00	43,177.40	33,736.40	15,125.45	24,566.45		
					713,343.81	0.00	698,218.36	688,777.36	15,125.45	24,566.45
HOME	EN	M-95-MC-480504	500,000.00	142,461.50	357,538.50	357,538.50	0.00	0.00		
		M-96-MC-480504	363,000.00	54,450.00	308,550.00	308,550.00	0.00	0.00		
		M-97-MC-480504	352,000.00	352,000.00	0.00	0.00	0.00	0.00		
		M-98-MC-480504	373,000.00	373,000.00	0.00	0.00	0.00	0.00		
		M-99-MC-480504	403,000.00	371,662.16	31,337.84	31,337.84	0.00	0.00		
		M-00-MC-480504	402,000.00	402,000.00	0.00	0.00	0.00	0.00		
		M-01-MC-480504	447,000.00	447,000.00	0.00	0.00	0.00	0.00		
		M-02-MC-480504	445,000.00	438,500.00	6,500.00	6,500.00	0.00	0.00		
		M-03-MC-480504	427,655.00	355,000.00	72,655.00	72,655.00	0.00	0.00		
		M-04-MC-480504	424,177.00	374,177.00	19,888.54	9,888.88	30,111.46	40,111.12		

U.S. DEPARTMENT OF HOUSING AND URBAN DEVELOPMENT  
 OFFICE OF COMMUNITY PLANNING AND DEVELOPMENT  
 INTEGRATED DISBURSEMENT AND INFORMATION SYSTEM  
 HUD GRANTS AND PROGRAM INCOME  
 HARLINGEN, TX

PGM	FUND TYPE	GRANT NUMBER	AUTHORIZED AMOUNT	SUBALLOCATED AMOUNT	COMMITTED TO ACTIVITIES	NET DRAWN AMOUNT	AVAILABLE TO COMMIT	AVAILABLE TO DRAW
			4,136,832.00	3,310,250.66	796,469.88	786,470.22	30,111.46	40,111.12
HOME	PI	M-04-MC-480504	10,294.05	0.00	10,111.46	10,111.12	182.59	182.93
HOME	RL	M-04-MC-480504	0.00	0.00	0.00	0.00	0.00	0.00
GRANTEE TOTALS			25,863,857.00	3,310,250.66	22,508,186.84	21,883,194.44	45,419.50	670,411.90

\*\*Grantee Total Unexpended funds (Last line of PR01) \$ 670,411.90  
 Less Prior Year Draws after 9/30/05 (See Below) \$ 7,375.37  
 Less HOME funds \$ 40,294.05  
 Total CDBG Unexpended funds (PR26-Line 16) \$ **622,742.48**

**IDIS Prior Year Draws**

Date	IDIS Number	Project	Amount
10/6/05	461	General Administration	\$3,551.10
10/6/05	501	General Administration	\$1,849.52
10/6/05	517	Rehab Administration	\$1,675.09
10/12/05	501	General Administration	\$ 38.54
10/12/05	501	General Administration	\$ 109.45
10/12/05	501	General Administration	\$ 112.00
10/12/05	517	Rehab Administration	\$ 9.39
10/12/05	517	Rehab Administration	\$ 30.28

TOTAL

**\$7,375.37**

U.S. DEPARTMENT OF HOUSING AND URBAN DEVELOPMENT  
 OFFICE OF COMMUNITY PLANNING AND DEVELOPMENT  
 INTEGRATED DISBURSEMENT AND INFORMATION SYSTEM  
 CDBG FINANCIAL SUMMARY FOR PROGRAM YEAR 2004  
 10-01-2004 TO 09-30-2005  
 HARLINGEN, TX

PART I: SUMMARY OF CDBG RESOURCES

01	UNEXPENDED CDBG FUNDS AT END OF PREVIOUS PROGRAM YEAR	925,232.88
02	ENTITLEMENT GRANT	1,149,000.00
03	SURPLUS URBAN RENEWAL	0.00
04	SECTION 108 GUARANTEED LOAN FUNDS	0.00
05	CURRENT YEAR PROGRAM INCOME	58,302.85
06	RETURNS	0.00
07	ADJUSTMENT TO COMPUTE TOTAL AVAILABLE	0.00
08	TOTAL AVAILABLE (SUM, LINES 01-07)	2,132,535.73

PART II: SUMMARY OF CDBG EXPENDITURES

09	DISBURSEMENTS OTHER THAN SECTION 108 REPAYMENTS AND PLANNING/ADMINISTRATION	1,295,227.27
10	ADJUSTMENT TO COMPUTE TOTAL AMOUNT SUBJECT TO LOW/MOD BENEFIT	0.00
11	AMOUNT SUBJECT TO LOW/MOD BENEFIT (LINE 09 + LINE 10)	1,295,227.27
12	DISBURSED IN IDIS FOR PLANNING/ADMINISTRATION	214,565.98
13	DISBURSED IN IDIS FOR SECTION 108 REPAYMENTS	0.00
14	ADJUSTMENT TO COMPUTE TOTAL EXPENDITURES	0.00
15	TOTAL EXPENDITURES (SUM, LINES 11-14)	1,509,793.25
16	UNEXPENDED BALANCE (LINE 08 - LINE 15)	622,742.48

PART III: LOWMOD BENEFIT THIS REPORTING PERIOD

17	EXPENDED FOR LOW/MOD HOUSING IN SPECIAL AREAS	0.00
18	EXPENDED FOR LOW/MOD MULTI-UNIT HOUSING	0.00
19	DISBURSED FOR OTHER LOW/MOD ACTIVITIES	1,278,990.64
20	ADJUSTMENT TO COMPUTE TOTAL LOW/MOD CREDIT	0.00
21	TOTAL LOW/MOD CREDIT (SUM, LINES 17-20)	1,278,990.64
22	PERCENT LOW/MOD CREDIT (LINE 21/LINE 11)	98.75%

LOW/MOD BENEFIT FOR MULTI-YEAR CERTIFICATIONS

23	PROGRAM YEARS(PY) COVERED IN CERTIFICATION	PY	PY	PY
24	CUMULATIVE NET EXPENDITURES SUBJECT TO LOW/MOD BENEFIT CALCULATION			0.00
25	CUMULATIVE EXPENDITURES BENEFITING LOW/MOD PERSONS			0.00
26	PERCENT BENEFIT TO LOW/MOD PERSONS (LINE 25/LINE 24)			0.00%

U.S. DEPARTMENT OF HOUSING AND URBAN DEVELOPMENT  
OFFICE OF COMMUNITY PLANNING AND DEVELOPMENT  
INTEGRATED DISBURSEMENT AND INFORMATION SYSTEM  
CDBG FINANCIAL SUMMARY FOR PROGRAM YEAR 2004  
10-01-2004 TO 09-30-2005  
HARLINGEN, TX

PART IV: PUBLIC SERVICE (PS) CAP CALCULATIONS

27	DISBURSED IN IDIS FOR PUBLIC SERVICES	172,000.00
28	PS UNLIQUIDATED OBLIGATIONS AT END OF CURRENT PROGRAM YEAR	0.00
29	PS UNLIQUIDATED OBLIGATIONS AT END OF PREVIOUS PROGRAM YEAR	0.00
30	ADJUSTMENT TO COMPUTE TOTAL PS OBLIGATIONS	0.00
31	TOTAL PS OBLIGATIONS (LINE 27 + LINE 28 - LINE 29 + LINE 30)	172,000.00
32	ENTITLEMENT GRANT	1,149,000.00
33	PRIOR YEAR PROGRAM INCOME	88,540.61
34	ADJUSTMENT TO COMPUTE TOTAL SUBJECT TO PS CAP	0.00
35	TOTAL SUBJECT TO PS CAP (SUM, LINES 32-34)	1,237,540.61
36	PERCENT FUNDS OBLIGATED FOR PS ACTIVITIES (LINE 31/LINE 35)	13.90%

PART V: PLANNING AND ADMINISTRATION (PA) CAP

37	DISBURSED IN IDIS FOR PLANNING/ADMINISTRATION	214,565.98
38	PA UNLIQUIDATED OBLIGATIONS AT END OF CURRENT PROGRAM YEAR	0.00
39	PA UNLIQUIDATED OBLIGATIONS AT END OF PREVIOUS PROGRAM YEAR	0.00
40	ADJUSTMENT TO COMPUTE TOTAL PA OBLIGATIONS	0.00
41	TOTAL PA OBLIGATIONS (LINE 37 + LINE 38 - LINE 39 +LINE 40)	214,565.98
42	ENTITLEMENT GRANT	1,149,000.00
43	CURRENT YEAR PROGRAM INCOME	58,302.85
44	ADJUSTMENT TO COMPUTE TOTAL SUBJECT TO PA CAP	0.00
45	TOTAL SUBJECT TO PA CAP (SUM, LINES 42-44)	1,207,302.85
46	PERCENT FUNDS OBLIGATED FOR PA ACTIVITIES (LINE 41/LINE 45)	17.77%

LINE 17 DETAIL: ACTIVITIES TO CONSIDER IN DETERMINING THE AMOUNT TO ENTER ON LINE 17

NONE FOUND

LINE 18 DETAIL: ACTIVITIES TO CONSIDER IN DETERMINING THE AMOUNT TO ENTER ON LINE 18

NONE FOUND

U.S. DEPARTMENT OF HOUSING AND URBAN DEVELOPMENT  
 OFFICE OF COMMUNITY PLANNING AND DEVELOPMENT  
 INTEGRATED DISBURSEMENT AND INFORMATION SYSTEM  
 CDBG FINANCIAL SUMMARY FOR PROGRAM YEAR 2004  
 10-01-2004 TO 09-30-2005  
 HARLINGEN, TX

LINE 19 DETAIL: ACTIVITIES INCLUDED IN THE COMPUTATION OF LINE 19

PGM YEAR	PROJ ID	IDIS ACT ID	ACTIVITY NAME	MATRIX CODE	NTL OBJ	DRAWN AMOUNT
1998	0019	334	NEIGHBORHOOD FACILITY PROJECT	03E	LMA	25.00
1998	0019	334	NEIGHBORHOOD FACILITY PROJECT	03E	LMA	793.44
1998	0019	334	NEIGHBORHOOD FACILITY PROJECT	03E	LMA	18,351.36
1998	0019	334	NEIGHBORHOOD FACILITY PROJECT	03E	LMA	477.54
1998	0019	334	NEIGHBORHOOD FACILITY PROJECT	03E	LMA	29,168.55
2000	0015	377	FORTINO AND MARIA RODRIGUEZ	14A	LMH	1,370.00
2000	0015	377	FORTINO AND MARIA RODRIGUEZ	14A	LMH	4,372.00
2000	0015	377	FORTINO AND MARIA RODRIGUEZ	14A	LMH	4,110.00
2000	0015	377	FORTINO AND MARIA RODRIGUEZ	14A	LMH	4,910.00
2001	0003	381	VESTAL PARK IMPROVEMENT PROJECT	03F	LMA	2,451.69
2001	0003	381	VESTAL PARK IMPROVEMENT PROJECT	03F	LMA	24,309.36
2001	0003	381	VESTAL PARK IMPROVEMENT PROJECT	03F	LMA	14,759.57
2002	0003	440	COMMERCE FILMORE INTERCEPTOR PHASE VI	03I	LMA	96,650.45
2002	0005	442	VESTAL PARK IMPROVEMENTS PHASE II	03F	LMA	9,819.79
2002	0005	442	VESTAL PARK IMPROVEMENTS PHASE II	03F	LMA	16,040.34
2002	0005	442	VESTAL PARK IMPROVEMENTS PHASE II	03F	LMA	12,819.80
2003	0003	463	NORTHWEST AREA DRAINAGE PROJECT	03I	LMA	91,885.99
2003	0003	463	NORTHWEST AREA DRAINAGE PROJECT	03I	LMA	116.47
2003	0003	463	NORTHWEST AREA DRAINAGE PROJECT	03I	LMA	115,924.94
2003	0003	463	NORTHWEST AREA DRAINAGE PROJECT	03I	LMA	16,423.11
2003	0003	463	NORTHWEST AREA DRAINAGE PROJECT	03I	LMA	81.00
2003	0003	463	NORTHWEST AREA DRAINAGE PROJECT	03I	LMA	1,240.76
2003	0003	463	NORTHWEST AREA DRAINAGE PROJECT	03I	LMA	72,341.71
2003	0003	463	NORTHWEST AREA DRAINAGE PROJECT	03I	LMA	92,401.72
2003	0003	463	NORTHWEST AREA DRAINAGE PROJECT	03I	LMA	11,000.00
2003	0021	477	HOUSING REHABILITATION ADMINISTRATION	14H	LMH	207.62
2003	0021	477	HOUSING REHABILITATION ADMINISTRATION	14H	LMH	652.00
2003	0021	477	HOUSING REHABILITATION ADMINISTRATION	14H	LMH	279.00
2003	0021	477	HOUSING REHABILITATION ADMINISTRATION	14H	LMH	639.00
2003	0021	477	HOUSING REHABILITATION ADMINISTRATION	14H	LMH	1,414.13
2003	0021	477	HOUSING REHABILITATION ADMINISTRATION	14H	LMH	1,421.28
2003	0021	477	HOUSING REHABILITATION ADMINISTRATION	14H	LMH	290.28
2003	0021	477	HOUSING REHABILITATION ADMINISTRATION	14H	LMH	419.24
2003	0021	477	HOUSING REHABILITATION ADMINISTRATION	14H	LMH	128.86
2003	0021	477	HOUSING REHABILITATION ADMINISTRATION	14H	LMH	323.04
2003	0021	477	HOUSING REHABILITATION ADMINISTRATION	14H	LMH	411.80
2003	0021	477	HOUSING REHABILITATION ADMINISTRATION	14H	LMH	0.00
2003	0021	478	GUADALUPE R. MOLINA	14A	LMH	4,395.00
2003	0021	478	GUADALUPE R. MOLINA	14A	LMH	4,657.00
2003	0021	478	GUADALUPE R. MOLINA	14A	LMH	4,395.00
2003	0021	478	GUADALUPE R. MOLINA	14A	LMH	1,465.00

2003	0021	488	ROBERTO AND JUANA LOZANO	14A	LMH	2,765.00
2003	0021	490	OTELIO SANCHEZ	14A	LMH	1,783.00
2003	0021	497	MACARIO AND FRANCIS TRISTAN	14A	LMH	7,500.00
2003	0021	497	MACARIO AND FRANCIS TRISTAN	14A	LMH	208.58
2003	0021	497	MACARIO AND FRANCIS TRISTAN	14A	LMH	7,750.00
2003	0021	497	MACARIO AND FRANCIS TRISTAN	14A	LMH	7,500.00
2003	0021	497	MACARIO AND FRANCIS TRISTAN	14A	LMH	527.00
2003	0021	497	MACARIO AND FRANCIS TRISTAN	14A	LMH	2,500.00
2003	0021	498	RAMIRO AND CIRILDA MALDONADO	14A	LMH	737.00
2003	0021	498	RAMIRO AND CIRILDA MALDONADO	14A	LMH	6,898.50
2003	0021	498	RAMIRO AND CIRILDA MALDONADO	14A	LMH	6,898.50
2003	0021	498	RAMIRO AND CIRILDA MALDONADO	14A	LMH	6,968.50
2003	0021	498	RAMIRO AND CIRILDA MALDONADO	14A	LMH	2,299.50
2003	0021	499	MARIA A. CADENA	14A	LMH	2,818.57
2003	0021	499	MARIA A. CADENA	14A	LMH	7,350.00
2003	0021	499	MARIA A. CADENA	14A	LMH	7,770.00
2003	0021	499	MARIA A. CADENA	14A	LMH	7,877.00
2003	0021	520	OLIVIA JUAREZ	14A	LMH	558.57
2003	0021	520	OLIVIA JUAREZ	14A	LMH	8,661.00
2003	0021	520	OLIVIA JUAREZ	14A	LMH	4,330.50
2003	0021	520	OLIVIA JUAREZ	14A	LMH	525.00
2003	0021	520	OLIVIA JUAREZ	14A	LMH	1,443.50
2003	0021	521	BEATRICE HERRERA	14A	LMH	445.00
2003	0021	521	BEATRICE HERRERA	14A	LMH	1,392.00
2003	0021	521	BEATRICE HERRERA	14A	LMH	4,176.00
2003	0021	521	BEATRICE HERRERA	14A	LMH	8,352.00
2003	0021	521	BEATRICE HERRERA	14A	LMH	558.57
2003	0021	522	ELIA GOMEZ	14A	LMH	558.57
2003	0021	522	ELIA GOMEZ	14A	LMH	4,350.00
2003	0021	522	ELIA GOMEZ	14A	LMH	4,350.00
2003	0021	522	ELIA GOMEZ	14A	LMH	4,685.00
2003	0021	522	ELIA GOMEZ	14A	LMH	285.00
2003	0021	522	ELIA GOMEZ	14A	LMH	933.10
2003	0021	522	ELIA GOMEZ	14A	LMH	516.90
2003	0021	523	TOMASA GUTIERREZ	14A	LMH	1,456.50
2003	0021	523	TOMASA GUTIERREZ	14A	LMH	525.00
2003	0021	523	TOMASA GUTIERREZ	14A	LMH	4,369.50
2003	0021	523	TOMASA GUTIERREZ	14A	LMH	4,369.50
2003	0021	523	TOMASA GUTIERREZ	14A	LMH	4,369.50
2003	0021	523	TOMASA GUTIERREZ	14A	LMH	558.57
2003	0021	524	FRANCISCO CHACON	14A	LMH	558.57
2003	0021	524	FRANCISCO CHACON	14A	LMH	13,813.80
2003	0021	524	FRANCISCO CHACON	14A	LMH	6,906.90
2003	0021	524	FRANCISCO CHACON	14A	LMH	2,302.30
2003	0021	530	HR-YOLANDA ZAMORANO	14A	LMH	4,669.50
2003	0021	530	HR-YOLANDA ZAMORANO	14A	LMH	4,669.50
2003	0021	530	HR-YOLANDA ZAMORANO	14A	LMH	0.00
2003	0021	530	HR-YOLANDA ZAMORANO	14A	LMH	435.00
2003	0021	530	HR-YOLANDA ZAMORANO	14A	LMH	4,669.50
2003	0021	531	HR-SUSANA ESQUEDA	14A	LMH	620.00
2003	0021	531	HR-SUSANA ESQUEDA	14A	LMH	286.00
2003	0021	531	HR-SUSANA ESQUEDA	14A	LMH	4,807.50
2003	0021	531	HR-SUSANA ESQUEDA	14A	LMH	4,807.50
2003	0021	531	HR-SUSANA ESQUEDA	14A	LMH	4,521.50

2004	0003	503	NORTHWEST DRAINAGE PROJECT	03I	LMA	352.00
2004	0003	503	NORTHWEST DRAINAGE PROJECT	03I	LMA	7,500.00
2004	0003	503	NORTHWEST DRAINAGE PROJECT	03I	LMA	10,883.53
2004	0004	504	STREET OVERLAY PROJECT	03K	LMA	875.52
2004	0004	504	STREET OVERLAY PROJECT	03K	LMA	14,711.02
2004	0004	504	STREET OVERLAY PROJECT	03K	LMA	132,399.15
2004	0007	507	BOY'S & GIRL'S CLUB OF HARLINGEN	05D	LMC	7,700.59
2004	0007	507	BOY'S & GIRL'S CLUB OF HARLINGEN	05D	LMC	7,372.89
2004	0007	507	BOY'S & GIRL'S CLUB OF HARLINGEN	05D	LMC	139.96
2004	0007	507	BOY'S & GIRL'S CLUB OF HARLINGEN	05D	LMC	9,206.91
2004	0007	507	BOY'S & GIRL'S CLUB OF HARLINGEN	05D	LMC	7,049.40
2004	0007	507	BOY'S & GIRL'S CLUB OF HARLINGEN	05D	LMC	8,130.69
2004	0007	507	BOY'S & GIRL'S CLUB OF HARLINGEN	05D	LMC	8,289.15
2004	0007	507	BOY'S & GIRL'S CLUB OF HARLINGEN	05D	LMC	8,756.99
2004	0007	507	BOY'S & GIRL'S CLUB OF HARLINGEN	05D	LMC	9,283.32
2004	0007	507	BOY'S & GIRL'S CLUB OF HARLINGEN	05D	LMC	7,138.61
2004	0007	507	BOY'S & GIRL'S CLUB OF HARLINGEN	05D	LMC	6,838.08
2004	0007	507	BOY'S & GIRL'S CLUB OF HARLINGEN	05D	LMC	8,093.41
2004	0008	508	LOAVES & FISHES	05	LMC	1,653.33
2004	0008	508	LOAVES & FISHES	05	LMC	1,554.84
2004	0008	508	LOAVES & FISHES	05	LMC	1,480.80
2004	0008	508	LOAVES & FISHES	05	LMC	0.40
2004	0008	508	LOAVES & FISHES	05	LMC	1,509.56
2004	0008	508	LOAVES & FISHES	05	LMC	1,581.04
2004	0008	508	LOAVES & FISHES	05	LMC	1,702.92
2004	0008	508	LOAVES & FISHES	05	LMC	1,626.75
2004	0008	508	LOAVES & FISHES	05	LMC	1,554.84
2004	0008	508	LOAVES & FISHES	05	LMC	448.88
2004	0008	508	LOAVES & FISHES	05	LMC	1,702.92
2004	0008	508	LOAVES & FISHES	05	LMC	1,554.84
2004	0008	508	LOAVES & FISHES	05	LMC	1,628.88
2004	0009	509	DENTISTS WHO CARE	05M	LMC	6,327.00
2004	0009	509	DENTISTS WHO CARE	05M	LMC	8,608.00
2004	0009	509	DENTISTS WHO CARE	05M	LMC	146.00
2004	0009	509	DENTISTS WHO CARE	05M	LMC	2,919.00
2004	0010	510	END OF THE ROAD MINISTRIES	05	LMC	1,850.20
2004	0010	510	END OF THE ROAD MINISTRIES	05	LMC	1,942.18
2004	0010	510	END OF THE ROAD MINISTRIES	05	LMC	1,714.02
2004	0010	510	END OF THE ROAD MINISTRIES	05	LMC	36.70
2004	0010	510	END OF THE ROAD MINISTRIES	05	LMC	1,848.38
2004	0010	510	END OF THE ROAD MINISTRIES	05	LMC	2,910.32
2004	0010	510	END OF THE ROAD MINISTRIES	05	LMC	1,698.20
2004	0011	511	CCCAC, INC.	05N	LMC	1,291.93
2004	0011	511	CCCAC, INC.	05N	LMC	554.45
2004	0011	511	CCCAC, INC.	05N	LMC	725.36
2004	0011	511	CCCAC, INC.	05N	LMC	381.77
2004	0011	511	CCCAC, INC.	05N	LMC	1,392.28
2004	0011	511	CCCAC, INC.	05N	LMC	1,216.76
2004	0011	511	CCCAC, INC.	05N	LMC	1,853.59
2004	0011	511	CCCAC, INC.	05N	LMC	1,291.93
2004	0011	511	CCCAC, INC.	05N	LMC	1,291.93
2004	0012	512	FAMILY CRISIS CENTER	05N	LMC	816.00
2004	0012	512	FAMILY CRISIS CENTER	05N	LMC	816.00
2004	0012	512	FAMILY CRISIS CENTER	05N	LMC	816.00

2004	0012	512	FAMILY CRISIS CENTER	05N	LMC	816.00
2004	0012	512	FAMILY CRISIS CENTER	05N	LMC	816.00
2004	0012	512	FAMILY CRISIS CENTER	05N	LMC	816.00
2004	0012	512	FAMILY CRISIS CENTER	05N	LMC	248.00
2004	0012	512	FAMILY CRISIS CENTER	05N	LMC	816.00
2004	0012	512	FAMILY CRISIS CENTER	05N	LMC	1,224.00
2004	0012	512	FAMILY CRISIS CENTER	05N	LMC	816.00
2004	0013	513	CASA	05N	LMC	750.00
2004	0013	513	CASA	05N	LMC	750.00
2004	0013	513	CASA	05N	LMC	750.00
2004	0013	513	CASA	05N	LMC	750.00
2004	0013	513	CASA	05N	LMC	750.00
2004	0013	513	CASA	05N	LMC	750.00
2004	0013	513	CASA	05N	LMC	750.00
2004	0013	513	CASA	05N	LMC	750.00
2004	0013	513	CASA	05N	LMC	750.00
2004	0013	513	CASA	05N	LMC	750.00
2004	0013	513	CASA	05N	LMC	750.00
2004	0014	514	GIRL SCOUTS TIP OF TEXAS	05D	LMC	211.25
2004	0014	514	GIRL SCOUTS TIP OF TEXAS	05D	LMC	136.05
2004	0014	514	GIRL SCOUTS TIP OF TEXAS	05D	LMC	3,305.90
2004	0014	514	GIRL SCOUTS TIP OF TEXAS	05D	LMC	1,230.00
2004	0014	514	GIRL SCOUTS TIP OF TEXAS	05D	LMC	116.80
2004	0015	515	AREA AGENCY ON AGING	05A	LMC	248.31
2004	0015	515	AREA AGENCY ON AGING	05A	LMC	160.84
2004	0015	515	AREA AGENCY ON AGING	05A	LMC	1,077.26
2004	0015	515	AREA AGENCY ON AGING	05A	LMC	23.37
2004	0015	515	AREA AGENCY ON AGING	05A	LMC	13.00
2004	0015	515	AREA AGENCY ON AGING	05A	LMC	2,529.82
2004	0015	515	AREA AGENCY ON AGING	05A	LMC	525.15
2004	0015	515	AREA AGENCY ON AGING	05A	LMC	422.25
2004	0018	517	HOUSING REHAB ADMINISTRATION	14H	LMH	19.80
2004	0018	517	HOUSING REHAB ADMINISTRATION	14H	LMH	2,101.28
2004	0018	517	HOUSING REHAB ADMINISTRATION	14H	LMH	489.23
2004	0018	517	HOUSING REHAB ADMINISTRATION	14H	LMH	38.02
2004	0018	517	HOUSING REHAB ADMINISTRATION	14H	LMH	2,115.75
2004	0018	517	HOUSING REHAB ADMINISTRATION	14H	LMH	18.24
2004	0018	517	HOUSING REHAB ADMINISTRATION	14H	LMH	61.24
2004	0018	517	HOUSING REHAB ADMINISTRATION	14H	LMH	2,101.30
2004	0018	517	HOUSING REHAB ADMINISTRATION	14H	LMH	953.86
2004	0018	517	HOUSING REHAB ADMINISTRATION	14H	LMH	330.37
2004	0018	517	HOUSING REHAB ADMINISTRATION	14H	LMH	2,095.96
2004	0018	517	HOUSING REHAB ADMINISTRATION	14H	LMH	16.57
2004	0018	517	HOUSING REHAB ADMINISTRATION	14H	LMH	2,085.69
2004	0018	517	HOUSING REHAB ADMINISTRATION	14H	LMH	279.10
2004	0018	517	HOUSING REHAB ADMINISTRATION	14H	LMH	2,095.97
2004	0018	517	HOUSING REHAB ADMINISTRATION	14H	LMH	340.03
2004	0018	517	HOUSING REHAB ADMINISTRATION	14H	LMH	24.17
2004	0018	517	HOUSING REHAB ADMINISTRATION	14H	LMH	2,085.69
2004	0018	517	HOUSING REHAB ADMINISTRATION	14H	LMH	34.85
2004	0018	517	HOUSING REHAB ADMINISTRATION	14H	LMH	23.00
2004	0018	517	HOUSING REHAB ADMINISTRATION	14H	LMH	19.04
2004	0018	517	HOUSING REHAB ADMINISTRATION	14H	LMH	2,086.85
2004	0018	517	HOUSING REHAB ADMINISTRATION	14H	LMH	455.39

2004	0018	517	HOUSING REHAB ADMINISTRATION	14H	LMH	2,139.57
2004	0018	517	HOUSING REHAB ADMINISTRATION	14H	LMH	210.27
2004	0018	517	HOUSING REHAB ADMINISTRATION	14H	LMH	98.83
2004	0018	517	HOUSING REHAB ADMINISTRATION	14H	LMH	312.60
2004	0018	517	HOUSING REHAB ADMINISTRATION	14H	LMH	70.01
2004	0018	517	HOUSING REHAB ADMINISTRATION	14H	LMH	303.84
2004	0018	517	HOUSING REHAB ADMINISTRATION	14H	LMH	1,675.09
2004	0018	517	HOUSING REHAB ADMINISTRATION	14H	LMH	39.67
2004	0018	517	HOUSING REHAB ADMINISTRATION	14H	LMH	110.91
2004	0018	517	HOUSING REHAB ADMINISTRATION	14H	LMH	412.75
2004	0018	517	HOUSING REHAB ADMINISTRATION	14H	LMH	2,101.33
2004	0018	517	HOUSING REHAB ADMINISTRATION	14H	LMH	26.69
2004	0018	517	HOUSING REHAB ADMINISTRATION	14H	LMH	2,064.19
2004	0018	517	HOUSING REHAB ADMINISTRATION	14H	LMH	25.60
2004	0018	517	HOUSING REHAB ADMINISTRATION	14H	LMH	2,064.18
2004	0018	517	HOUSING REHAB ADMINISTRATION	14H	LMH	194.43
2004	0018	517	HOUSING REHAB ADMINISTRATION	14H	LMH	7.25
2004	0018	517	HOUSING REHAB ADMINISTRATION	14H	LMH	24.91
2004	0018	517	HOUSING REHAB ADMINISTRATION	14H	LMH	2,101.27
2004	0018	517	HOUSING REHAB ADMINISTRATION	14H	LMH	236.25
2004	0018	517	HOUSING REHAB ADMINISTRATION	14H	LMH	2,101.32
2004	0018	517	HOUSING REHAB ADMINISTRATION	14H	LMH	147.09
2004	0018	517	HOUSING REHAB ADMINISTRATION	14H	LMH	2,101.29
2004	0018	517	HOUSING REHAB ADMINISTRATION	14H	LMH	107.40
2004	0018	517	HOUSING REHAB ADMINISTRATION	14H	LMH	19.71
2004	0018	517	HOUSING REHAB ADMINISTRATION	14H	LMH	2,101.31
2004	0018	517	HOUSING REHAB ADMINISTRATION	14H	LMH	236.25
2004	0018	517	HOUSING REHAB ADMINISTRATION	14H	LMH	59.46
2004	0018	517	HOUSING REHAB ADMINISTRATION	14H	LMH	2,101.28
2004	0018	517	HOUSING REHAB ADMINISTRATION	14H	LMH	38.00
2004	0018	517	HOUSING REHAB ADMINISTRATION	14H	LMH	2,103.03
2004	0018	517	HOUSING REHAB ADMINISTRATION	14H	LMH	2,101.28
2004	0018	517	HOUSING REHAB ADMINISTRATION	14H	LMH	147.63
2004	0018	517	HOUSING REHAB ADMINISTRATION	14H	LMH	236.25
2004	0018	517	HOUSING REHAB ADMINISTRATION	14H	LMH	2,101.29
2004	0018	517	HOUSING REHAB ADMINISTRATION	14H	LMH	47.57
2004	0018	517	HOUSING REHAB ADMINISTRATION	14H	LMH	338.39
2004	0018	517	HOUSING REHAB ADMINISTRATION	14H	LMH	26.53
2004	0018	517	HOUSING REHAB ADMINISTRATION	14H	LMH	2,101.28
2004	0018	517	HOUSING REHAB ADMINISTRATION	14H	LMH	3.13
2004	0018	517	HOUSING REHAB ADMINISTRATION	14H	LMH	259.99
2004	0018	517	HOUSING REHAB ADMINISTRATION	14H	LMH	2,101.27
2004	0018	517	HOUSING REHAB ADMINISTRATION	14H	LMH	2,101.29
2004	0018	532	HR-PABLO S. LOPEZ	14A	LMH	620.00
2004	0018	533	HR-EVELIA RIOS	14A	LMH	435.00
2004	0018	534	HR-ROGELIO FLORES	14A	LMH	620.00
2004	0018	534	HR-ROGELIO FLORES	14A	LMH	7,963.50
2004	0018	534	HR-ROGELIO FLORES	14A	LMH	7,963.50
2004	0018	534	HR-ROGELIO FLORES	14A	LMH	7,963.50
						-----
TOTAL:						1,278,990.64

U.S. DEPARTMENT OF HOUSING AND URBAN DEVELOPMENT  
 OFFICE OF COMMUNITY PLANNING AND DEVELOPMENT  
 INTEGRATED DISBURSEMENT AND INFORMATION SYSTEM  
 PROGRAM YEAR 2004 SUMMARY OF ACCOMPLISHMENTS  
 HARLINGEN, TX

COUNT OF CDBG ACTIVITIES WITH DISBURSEMENTS BY ACTIVITY GROUP & MATRIX CODE

	UNDERWAY ACTIVITIES		COMPLETED ACTIVITIES		PROGRAM YEAR TOTAL	
	COUNT	\$ DISBURSED	COUNT	\$ DISBURSED	COUNT	\$ DISBURSED
<b>ACQUISITION/PROPERTY-RELATED</b>						
Acquisition (01)	0	0.00	0	0.00	0	0.00
Disposition (02)	0	0.00	0	0.00	0	0.00
Clearance and Demolition (04)	2	1,801.55	1	14,435.08	3	16,236.63
Cleanup of Contaminated Sites/Brownfields (04A)	0	0.00	0	0.00	0	0.00
Relocation (08)	0	0.00	0	0.00	0	0.00
	-----	-----	-----	-----	-----	-----
	2	1,801.55	1	14,435.08	3	16,236.63
<b>ECONOMIC DEVELOPMENT</b>						
Rehab: Publicly/Privately Owned C/I (14E)	0	0.00	0	0.00	0	0.00
C/I Land Acquisition/Disposition (17A)	0	0.00	0	0.00	0	0.00
C/I Infrastructure Development (17B)	0	0.00	0	0.00	0	0.00
C/I Building Acquisition, Construction, Rehab (17C)	0	0.00	0	0.00	0	0.00
Other C/I Improvements (17D)	0	0.00	0	0.00	0	0.00
ED Direct Financial Assistance to For-Profits (18A)	0	0.00	0	0.00	0	0.00
ED Direct Technical Assistance (18B)	0	0.00	0	0.00	0	0.00
Micro-Enterprise Assistance (18C)	0	0.00	0	0.00	0	0.00
	-----	-----	-----	-----	-----	-----
	0	0.00	0	0.00	0	0.00
<b>HOUSING</b>						
Loss of Rental Income (09)	0	0.00	0	0.00	0	0.00
Construction of Housing (12)	0	0.00	0	0.00	0	0.00
Direct Homeownership Assistance (13)	0	0.00	0	0.00	0	0.00
Rehab: Single-Unit Residential (14A)	5	55,051.50	12	195,176.00	17	250,227.50
Rehab: Multi-Unit Residential (14B)	0	0.00	0	0.00	0	0.00
Public Housing Modernization (14C)	0	0.00	0	0.00	0	0.00
Rehab: Other Publicly Owned Residential Buildings (14D)	0	0.00	0	0.00	0	0.00
Energy Efficiency Improvements (14F)	0	0.00	0	0.00	0	0.00
Acquisition for Rehab (14G)	0	0.00	0	0.00	0	0.00
Rehab Administration (14H)	3	62,959.33	0	0.00	3	62,959.33
Lead-Based Paint/Lead Hazard Test/Abatement (14I)	0	0.00	0	0.00	0	0.00
Code Enforcement (15)	0	0.00	0	0.00	0	0.00
Residential Historic Preservation (16A)	0	0.00	0	0.00	0	0.00
CDBG Operation and Repair of Foreclosed Property (19E)	0	0.00	0	0.00	0	0.00
	-----	-----	-----	-----	-----	-----
	8	118,010.83	12	195,176.00	20	313,186.83
<b>PUBLIC FACILITIES/IMPROVEMENTS</b>						
Public Facilities and Improvements - General (03)	0	0.00	0	0.00	0	0.00
Senior Centers (03A)	0	0.00	0	0.00	0	0.00
Centers for the Disabled/Handicapped (03B)	0	0.00	0	0.00	0	0.00
Homeless Facilities - Not Operating Costs (03C)	0	0.00	0	0.00	0	0.00
Youth Centers/Facilities (03D)	0	0.00	0	0.00	0	0.00
Neighborhood Facilities (03E)	0	0.00	1	48,815.89	1	48,815.89
Parks and Recreational Facilities (03F)	1	38,679.93	1	41,520.62	2	80,200.55

U.S. DEPARTMENT OF HOUSING AND URBAN DEVELOPMENT  
 OFFICE OF COMMUNITY PLANNING AND DEVELOPMENT  
 INTEGRATED DISBURSEMENT AND INFORMATION SYSTEM  
 PROGRAM YEAR 2004 SUMMARY OF ACCOMPLISHMENTS  
 HARLINGEN, TX

COUNT OF CDBG ACTIVITIES WITH DISBURSEMENTS BY ACTIVITY GROUP & MATRIX CODE

	UNDERWAY ACTIVITIES COUNT	\$ DISBURSED	COMPLETED ACTIVITIES COUNT	\$ DISBURSED	PROGRAM YEAR TOTAL COUNT	\$ DISBURSED
PUBLIC FACILITIES/IMPROVEMENTS (continued)						
Parking Facilities (03G)	0	0.00	0	0.00	0	0.00
Solid Waste Disposal Facilities (03H)	0	0.00	0	0.00	0	0.00
Flood and Drainage Facilities (03I)	3	420,151.23	1	96,650.45	4	516,801.68
Water/Sewer Improvements (03J)	0	0.00	0	0.00	0	0.00
Street Improvements (03K)	1	0.00	2	147,985.69	3	147,985.69
Sidewalks (03L)	1	0.00	0	0.00	1	0.00
Child Care Centers/Facilities for Children (03M)	0	0.00	0	0.00	0	0.00
Tree Planting (03N)	0	0.00	0	0.00	0	0.00
Fire Stations/Equipment (03O)	0	0.00	0	0.00	0	0.00
Health Facilities (03P)	0	0.00	0	0.00	0	0.00
Facilities for Abused and Neglected Children (03Q)	0	0.00	0	0.00	0	0.00
Asbestos Removal (03R)	0	0.00	0	0.00	0	0.00
Facilities for AIDS Patients - Not Operating Costs (03S)	0	0.00	0	0.00	0	0.00
Removal of Architectural Barriers (10)	0	0.00	0	0.00	0	0.00
Non-Residential Historic Preservation (16B)	0	0.00	0	0.00	0	0.00
	6	458,831.16	5	334,972.65	11	793,803.81
PUBLIC SERVICES						
Operating Costs of Homeless/AIDS Patients Programs (03T)	0	0.00	0	0.00	0	0.00
Public Services - General (05)	1	0.00	2	30,000.00	3	30,000.00
Senior Services (05A)	2	0.00	1	5,000.00	3	5,000.00
Services for the Disabled (05B)	0	0.00	0	0.00	0	0.00
Legal Services (05C)	0	0.00	0	0.00	0	0.00
Youth Services (05D)	2	0.00	2	93,000.00	4	93,000.00
Transportation Services (05E)	0	0.00	0	0.00	0	0.00
Substance Abuse Services (05F)	0	0.00	0	0.00	0	0.00
Battered and Abused Spouses (05G)	0	0.00	0	0.00	0	0.00
Employment Training (05H)	0	0.00	0	0.00	0	0.00
Crime Awareness/Prevention (05I)	0	0.00	0	0.00	0	0.00
Fair Housing Activities (05J)	0	0.00	0	0.00	0	0.00
Tenant/Landlord Counseling (05K)	0	0.00	0	0.00	0	0.00
Child Care Services (05L)	0	0.00	0	0.00	0	0.00
Health Services (05M)	1	0.00	1	18,000.00	2	18,000.00
Abused and Neglected Children (05N)	3	0.00	3	26,000.00	6	26,000.00
Mental Health Services (05O)	0	0.00	0	0.00	0	0.00
Screening for Lead-Based Paint/Hazards/Poisoning (05P)	0	0.00	0	0.00	0	0.00
Subsistence Payments (05Q)	0	0.00	0	0.00	0	0.00
Homeownership Assistance - Not Direct (05R)	0	0.00	0	0.00	0	0.00
Rental Housing Subsidies - HOME TBRA (05S)	0	0.00	0	0.00	0	0.00
Security Deposits (05T)	0	0.00	0	0.00	0	0.00
	9	0.00	9	172,000.00	18	172,000.00

U.S. DEPARTMENT OF HOUSING AND URBAN DEVELOPMENT  
 OFFICE OF COMMUNITY PLANNING AND DEVELOPMENT  
 INTEGRATED DISBURSEMENT AND INFORMATION SYSTEM  
 PROGRAM YEAR 2004 SUMMARY OF ACCOMPLISHMENTS  
 HARLINGEN, TX

COUNT OF CDBG ACTIVITIES WITH DISBURSEMENTS BY ACTIVITY GROUP & MATRIX CODE

	UNDERWAY ACTIVITIES		COMPLETED ACTIVITIES		PROGRAM YEAR TOTAL	
	COUNT	\$ DISBURSED	COUNT	\$ DISBURSED	COUNT	\$ DISBURSED
<b>PLANNING/ADMINISTRATIVE</b>						
HOME Adm/Planning Costs of PJ -not part of 5% Adm cap(19A)	0	0.00	0	0.00	0	0.00
HOME CHDO Operating Costs - not part of 5% Admin cap (19B)	0	0.00	0	0.00	0	0.00
Planning (20)	0	0.00	0	0.00	0	0.00
General Program Administration (21A)	3	213,108.48	1	1,457.50	4	214,565.98
Indirect Costs (21B)	0	0.00	0	0.00	0	0.00
Public Information (21C)	0	0.00	0	0.00	0	0.00
Fair Housing Activities - subject to 20% Admin cap (21D)	0	0.00	0	0.00	0	0.00
Submissions or Applications for Federal Programs (21E)	0	0.00	0	0.00	0	0.00
HOME Rental Subsidy Payments - subject to 5% cap (21F)	0	0.00	0	0.00	0	0.00
HOME Security Deposits - subject to 5% cap (21G)	0	0.00	0	0.00	0	0.00
HOME Admin/Planning Costs of PJ - subject to 5% cap (21H)	0	0.00	0	0.00	0	0.00
HOME CHDO Operating Expenses - subject to 5% cap (21I)	0	0.00	0	0.00	0	0.00
	3	213,108.48	1	1,457.50	4	214,565.98
<b>OTHER</b>						
Interim Assistance (06)	0	0.00	0	0.00	0	0.00
Urban Renewal Completion (07)	0	0.00	0	0.00	0	0.00
Privately Owned Utilities (11)	0	0.00	0	0.00	0	0.00
CDBG Non-Profit Organization Capacity Building (19C)	0	0.00	0	0.00	0	0.00
CDBG Assistance to Institutes of Higher Education (19D)	0	0.00	0	0.00	0	0.00
Planned Repayment of Section 108 Loan Principal (19F)	0	0.00	0	0.00	0	0.00
Unplanned Repayment of Section 108 Loan Principal (19G)	0	0.00	0	0.00	0	0.00
State CDBG Technical Assistance to Grantees (19H)	0	0.00	0	0.00	0	0.00
Unprogrammed Funds (22)	0	0.00	0	0.00	0	0.00
HOPWA (31)	0	0.00	0	0.00	0	0.00
HOPWA Grantee Activity (31A)	0	0.00	0	0.00	0	0.00
HOPWA Grantee Administration (31B)	0	0.00	0	0.00	0	0.00
HOPWA Project Sponsor Activity (31C)	0	0.00	0	0.00	0	0.00
HOPWA Project Sponsor Administration (31D)	0	0.00	0	0.00	0	0.00
	0	0.00	0	0.00	0	0.00
<b>TOTALS</b>	<b>28</b>	<b>791,752.02</b>	<b>28</b>	<b>718,041.23</b>	<b>56</b>	<b>1,509,793.25</b>

U.S. DEPARTMENT OF HOUSING AND URBAN DEVELOPMENT  
 OFFICE OF COMMUNITY PLANNING AND DEVELOPMENT  
 INTEGRATED DISBURSEMENT AND INFORMATION SYSTEM  
 PROGRAM YEAR 2004 SUMMARY OF ACCOMPLISHMENTS  
 HARLINGEN, TX

CDBG SUM OF ACTUAL ACCOMPLISHMENTS FROM THE C04MA04 SCREEN BY ACTIVITY GROUP AND ACCOMPLISHMENT TYPE

	UNDERWAY ACTIVITIES	COMPLETED ACTIVITIES	TOTAL ACTIVITIES
ACQUISITION/PROPERTY-RELATED			
Clearance and Demolition (04)			
Housing Units	0	4	4
ECONOMIC DEVELOPMENT			
HOUSING			
Rehab: Single-Unit Residential (14A)			
Housing Units	0	12	12
PUBLIC FACILITIES/IMPROVEMENTS			
Neighborhood Facilities (03E)			
Public Facilities	0	1	1
Flood and Drainage Facilities (03I)			
Public Facilities	0	1	1
Street Improvements (03K)			
Persons	0	9,732	9,732
CATEGORY TOTALS			
Persons	0	9,732	9,732
Public Facilities	0	2	2
PUBLIC SERVICES			
Public Services - General (05)			
Persons	0	1,409	1,409
Senior Services (05A)			
Persons	0	19	19
Youth Services (05D)			
Persons	0	773	773
Health Services (05M)			
Persons	0	291	291
Abused and Neglected Children (05N)			
Persons	0	634	634
CATEGORY TOTALS			
Persons	0	3,126	3,126
PLANNING/ADMINISTRATIVE			
OTHER			
TOTAL OF ACTUAL ACCOMPLISHMENTS FROM THE C04MA04 SCREEN			
Persons	0	12,858	12,858

U.S. DEPARTMENT OF HOUSING AND URBAN DEVELOPMENT  
OFFICE OF COMMUNITY PLANNING AND DEVELOPMENT  
INTEGRATED DISBURSEMENT AND INFORMATION SYSTEM  
PROGRAM YEAR 2004 SUMMARY OF ACCOMPLISHMENTS  
HARLINGEN, TX

CDBG SUM OF ACTUAL ACCOMPLISHMENTS FROM THE C04MA04 SCREEN BY ACTIVITY GROUP AND ACCOMPLISHMENT TYPE

	UNDERWAY ACTIVITIES	COMPLETED ACTIVITIES	TOTAL ACTIVITIES
Households	0	0	0
Housing Units	0	16	16
Public Facilities	0	2	2
Feet/Public Utilities	0	0	0
Organizations	0	0	0
Businesses	0	0	0
Jobs	0	0	0
Loans	0	0	0

CDBG BENEFICIARIES BY RACIAL/ETHNIC CATEGORY

***** HOUSING *****						
	Persons		Households		Not Specified	
	Tot#	#Hispanic	Tot#	#Hispanic	Tot#	#Hispanic
WHITE:	0	0	39	39	0	0
BLACK/AFRICAN AMERICAN:	0	0	0	0	0	0
ASIAN:	0	0	0	0	0	0
AMERICAN INDIAN/ALASKAN NATIVE:	0	0	0	0	0	0
NATIVE HAWAIIAN/OTHER PACIFIC ISLANDER:	0	0	0	0	0	0
AMERICAN INDIAN/ALASKAN NATIVE & WHITE:	0	0	0	0	0	0
ASIAN & WHITE:	0	0	0	0	0	0
BLACK/AFRICAN AMERICAN & WHITE:	0	0	0	0	0	0
AM.INDIAN/ALASKAN NATIVE & BLACK/AFRICAN AM.:	0	0	0	0	0	0
OTHER MULTI-RACIAL:	0	0	0	0	0	0
TOTAL:	0	0	39	39	0	0
***** NON-HOUSING *****						
	Persons		Households		Not Specified	
	Tot#	#Hispanic	Tot#	#Hispanic	Tot#	#Hispanic
WHITE:	3,071	2,489	0	0	0	0
BLACK/AFRICAN AMERICAN:	33	0	0	0	0	0
ASIAN:	7	0	0	0	0	0
AMERICAN INDIAN/ALASKAN NATIVE:	0	0	0	0	0	0
NATIVE HAWAIIAN/OTHER PACIFIC ISLANDER:	0	0	0	0	0	0
AMERICAN INDIAN/ALASKAN NATIVE & WHITE:	0	0	0	0	0	0
ASIAN & WHITE:	1	0	0	0	0	0
BLACK/AFRICAN AMERICAN & WHITE:	0	0	0	0	0	0
AM.INDIAN/ALASKAN NATIVE & BLACK/AFRICAN AM.:	0	0	0	0	0	0
OTHER MULTI-RACIAL:	14	0	0	0	0	0
TOTAL:	3,126	2,489	0	0	0	0

U.S. DEPARTMENT OF HOUSING AND URBAN DEVELOPMENT  
 OFFICE OF COMMUNITY PLANNING AND DEVELOPMENT  
 INTEGRATED DISBURSEMENT AND INFORMATION SYSTEM  
 PROGRAM YEAR 2004 SUMMARY OF ACCOMPLISHMENTS  
 HARLINGEN, TX

\*\*\*\*\* TOTAL \*\*\*\*\*

	Persons		Households		Not Specified	
	Tot#	#Hispanic	Tot#	#Hispanic	Tot#	#Hispanic
WHITE:	3,071	2,489	39	39	0	0
BLACK/AFRICAN AMERICAN:	33	0	0	0	0	0
ASIAN:	7	0	0	0	0	0
AMERICAN INDIAN/ALASKAN NATIVE:	0	0	0	0	0	0
NATIVE HAWAIIAN/OTHER PACIFIC ISLANDER:	0	0	0	0	0	0
AMERICAN INDIAN/ALASKAN NATIVE & WHITE:	0	0	0	0	0	0
ASIAN & WHITE:	1	0	0	0	0	0
BLACK/AFRICAN AMERICAN & WHITE:	0	0	0	0	0	0
AM.INDIAN/ALASKAN NATIVE & BLACK/AFRICAN AM.:	0	0	0	0	0	0
OTHER MULTI-RACIAL:	14	0	0	0	0	0
TOTAL:	3,126	2,489	39	39	0	0

CDBG BENEFICIARIES BY INCOME CATEGORY

	EXTREMELY LOW <=30%	LOW >30% and <=50%	MOD >50% and <=80%	TOTAL LOW-MOD	NON LOW-MOD >80%	TOTAL BENEFICIARIES
HOUSING						
Persons	0	0	0	0	0	0
Households	6	25	8	39	0	39
Not Specified	0	0	0	0	0	0
NON-HOUSING						
Persons	1,763	0	1,363	3,126	0	3,126
Households	0	0	0	0	0	0
Not Specified	0	0	0	0	0	0
TOTAL						
Persons	1,763	0	1,363	3,126	0	3,126
Households	6	25	8	39	0	39
Not Specified	0	0	0	0	0	0

U.S. DEPARTMENT OF HOUSING AND URBAN DEVELOPMENT  
 OFFICE OF COMMUNITY PLANNING AND DEVELOPMENT  
 INTEGRATED DISBURSEMENT AND INFORMATION SYSTEM  
 PROGRAM YEAR 2004 SUMMARY OF ACCOMPLISHMENTS  
 HARLINGEN, TX

HOME DISBURSEMENTS AND UNIT COMPLETIONS

ACTIVITY TYPE	DISBURSED AMOUNT	UNITS COMPLETED	UNITS OCCUPIED
RENTALS	37,375.78	3	2
TBRA FAMILIES	0.00	0	0
FIRST-TIME HOMEBUYERS	169,056.64	13	13
EXISTING HOMEOWNERS	4,232.13	1	1
TOTAL, RENTALS AND TBRA	37,375.78	3	2
TOTAL, HOMEBUYERS AND HOMEOWNERS	173,288.77	14	14
	210,664.55	17	16

HOME UNIT COMPLETIONS BY PERCENT OF AREA MEDIAN INCOME

ACTIVITY TYPE	0% - 30%	31% - 50%	51% - 60%	61% - 80%	TOTAL 0% - 60%	TOTAL 0% - 80%	REPORTED AS VACANT
RENTALS	0	0	2	0	2	2	1
TBRA FAMILIES	0	0	0	0	0	0	0
FIRST-TIME HOMEBUYERS	0	1	1	11	2	13	0
EXISTING HOMEOWNERS	0	0	0	1	0	1	0
TOTAL, RENTALS AND TBRA	0	0	2	0	2	2	1
TOTAL, HOMEBUYERS AND HOMEOWNERS	0	1	1	12	2	14	0
	0	1	3	12	4	16	0

HOME UNIT COMPLETIONS BY RACIAL/ETHNIC CATEGORY

	RENTALS		TBRA FAMILIES		FIRST-TIME HOMEBUYERS			
	Tot#	#Hispanic	Tot#	#Hispanic	Tot#	#Hispanic	Tot#	#Hispanic
WHITE:	0	2	0	0	0	13		
BLACK/AFRICAN AMERICAN:	0	0	0	0	0	0		
ASIAN:	0	0	0	0	0	0		
AMERICAN INDIAN/ALASKAN NATIVE:	0	0	0	0	0	0		
NATIVE HAWAIIAN/OTHER PACIFIC ISLANDER:	0	0	0	0	0	0		
AMERICAN INDIAN/ALASKAN NATIVE & WHITE:	0	0	0	0	0	0		
ASIAN & WHITE:	0	0	0	0	0	0		
BLACK/AFRICAN AMERICAN & WHITE:	0	0	0	0	0	0		
AM.INDIAN/ALASKAN NATIVE & BLACK/AFRICAN AM.:	0	0	0	0	0	0		
OTHER MULTI-RACIAL:	0	0	0	0	0	0		
TOTAL:	0	2	0	0	0	13		

	EXISTING HOMEOWNERS		TOTAL, RENTALS AND TBRA		TOTAL, HOMEBUYERS AND HOMEOWNERS		TOTAL, RENTALS AND TBRA + TOTAL, HOMEBUYERS AND HOMEOWNERS	
	Tot#	#Hispanic	Tot#	#Hispanic	Tot#	#Hispanic	Tot#	#Hispanic
WHITE:	0	1	0	2	0	14	0	16
BLACK/AFRICAN AMERICAN:	0	0	0	0	0	0	0	0
ASIAN:	0	0	0	0	0	0	0	0
AMERICAN INDIAN/ALASKAN NATIVE:	0	0	0	0	0	0	0	0
NATIVE HAWAIIAN/OTHER PACIFIC ISLANDER:	0	0	0	0	0	0	0	0
AMERICAN INDIAN/ALASKAN NATIVE & WHITE:	0	0	0	0	0	0	0	0
ASIAN & WHITE:	0	0	0	0	0	0	0	0
BLACK/AFRICAN AMERICAN & WHITE:	0	0	0	0	0	0	0	0
AM.INDIAN/ALASKAN NATIVE & BLACK/AFRICAN AM.:	0	0	0	0	0	0	0	0
OTHER MULTI-RACIAL:	0	0	0	0	0	0	0	0
TOTAL:	0	1	0	2	0	14	0	16

0	0	1	0	13	0	14
---	---	---	---	----	---	----



U.S. DEPARTMENT OF HOUSING AND URBAN DEVELOPMENT  
 OFFICE OF COMMUNITY PLANNING AND DEVELOPMENT  
 INTEGRATED DISBURSEMENT AND INFORMATION SYSTEM  
 CDBG ACTIVITY SUMMARY REPORT (GPR) FOR PROGRAM YEAR 2004  
 10-01-2004 TO 09-30-2005  
 HARLINGEN, TX

PGM YEAR: 1998  
 PROJECT: 0019 - NEIGHBORHOOD FACILITIES  
 ACTIVITY: 334 - NEIGHBORHOOD FACILITY PROJECT  
 STATUS: COMPLETED 05-13-05  
 LOCATION: VESTAL PARK  
 501 LAFAYETTE  
 HARLINGEN, TX 78550  
 FINANCING: INITIAL FUNDING DATE: 06-27-00  
 ACTIVITY ESTIMATE: 49,078.26  
 FUNDED AMOUNT: 49,078.26  
 UNLIQ OBLIGATIONS: 0.00  
 DRAWN THRU PGM YR: 49,078.26  
 DRAWN IN PGM YR: 48,815.89

MATRIX CODE: 03E REG CITATION: 570.201(c) NATIONAL OBJ: LMA

DESCRIPTION:  
 FUNDS WILL BE USED TO CONSTRUCT ACCESSIBLE BATHROOMS AT VESTAL PARK (FORMALLY TRI-PAK PARK).

FINANCING:		TOTAL #	#HISPANIC
WHITE:		0	0
BLACK/AFRICAN AMERICAN:		0	0
ASIAN:		0	0
AMERICAN INDIAN/ALASKAN NATIVE:		0	0
NATIVE HAWAIIAN/OTHER PACIFIC ISLANDER:		0	0
AMERICAN INDIAN/ALASKAN NATIVE & WHITE:		0	0
ASIAN & WHITE:		0	0
BLACK/AFRICAN AMERICAN & WHITE:		0	0
AM.INDIAN/ALASKAN NATIVE & BLACK/AFRICAN AM:		0	0
OTHER MULTI-RACIAL:		0	0
ASIAN/PACIFIC ISLANDER:		0	0
HISPANIC:		0	0
TOTAL:		0	0

NUMBER OF PERSONS ASSISTED:  
 TOTAL LOW/MOD: 0  
 TOTAL LOW: 0  
 TOTAL EXTREMELY LOW: 0  
 TOTAL FEMALE HEADED: 0

ACCOMPLISHMENTS BY YEAR:			
REPORT YEAR	PROPOSED TYPE	PROPOSED UNITS	ACTUAL UNITS
1998	11 - PUBLIC FACILITIES	1	0
1999	11 - PUBLIC FACILITIES	1	0
2000	11 - PUBLIC FACILITIES	1	0
2001	11 - PUBLIC FACILITIES	1	0
2002	11 - PUBLIC FACILITIES	1	0
2003	11 - PUBLIC FACILITIES	1	0
2004	11 - PUBLIC FACILITIES	1	1
TOTAL:		7	1
PERCENT LOW / MOD:	57.25		

ACCOMPLISHMENT NARRATIVE: NOTICE TO BIDDERS PUBLISHED ON FEBRUARY 6TH AND 13TH, 2005. BID OPENING HELD ON FEBRUARY 21ST. CONSTRUCTION CONTRACT AWARDED TO GARCO ON MARCH 2ND. CONSTRUCTION PERIOD BEGAN MARCH 30, 2005. FUNDS WERE USED TO COVER THE COSTS OF CONSTRUCTION. AS OF MAY 13TH, ALL FUNDS WERE EXPENDED AND PROJECT WAS AT 44% COMPLETION. REMAINING COSTS WERE COVERED USING FUNDS FROM ACTIVITIES #381 AND #442.

EXTENDED ACTIVITY NARRATIVE: \*\*\*\*\*

U.S. DEPARTMENT OF HOUSING AND URBAN DEVELOPMENT  
 OFFICE OF COMMUNITY PLANNING AND DEVELOPMENT  
 INTEGRATED DISBURSEMENT AND INFORMATION SYSTEM  
 CDBG ACTIVITY SUMMARY REPORT (GPR) FOR PROGRAM YEAR 2004  
 10-01-2004 TO 09-30-2005  
 HARLINGEN, TX

PGM YEAR: 2000  
 PROJECT: 0015 - HOUSING REHABILITATION / SINGLE FAMILY RESIDENTIAL  
 ACTIVITY: 377 - FORTINO AND MARIA RODRIGUEZ MATRIX CODE: 14A REG CITATION: 570.202 NATIONAL OBJ: LMH  
 STATUS: COMPLETED 02-08-05

LOCATION: 3506 ESTRELLITA HARLINGEN, TX 78550  
 DESCRIPTION: FUNDS WILL BE USED TO REHABILITATE A SINGLE-FAMILY HOMEOWNER-OCCUPIED HOUSING UNIT TO MEET MINIMUM HOUSING STANDARDS.

FINANCING:			TOTAL #	#HISPANIC
INITIAL FUNDING DATE:	06-29-01	WHITE:	1	1
ACTIVITY ESTIMATE:	14,762.00	BLACK/AFRICAN AMERICAN:	0	0
FUNDED AMOUNT:	14,762.00	ASIAN:	0	0
UNLIQ OBLIGATIONS:	0.00	AMERICAN INDIAN/ALASKAN NATIVE:	0	0
DRAWN THRU PGM YR:	14,762.00	NATIVE HAWAIIAN/OTHER PACIFIC ISLANDER:	0	0
DRAWN IN PGM YR:	14,762.00	AMERICAN INDIAN/ALASKAN NATIVE & WHITE:	0	0
		ASIAN & WHITE:	0	0
		BLACK/AFRICAN AMERICAN & WHITE:	0	0
NUMBER OF HOUSEHOLDS ASSISTED:		AM. INDIAN/ALASKAN NATIVE & BLACK/AFRICAN AM:	0	0
TOTAL LOW/MOD:	1	OTHER MULTI-RACIAL:	0	0
TOTAL LOW:	1	ASIAN/PACIFIC ISLANDER:	0	0
TOTAL EXTREMELY LOW:	0	HISPANIC:	0	0
TOTAL FEMALE HEADED:	0	TOTAL:	1	1

ACCOMPLISHMENTS BY YEAR:

REPORT YEAR	PROPOSED TYPE	PROPOSED UNITS	ACTUAL TYPE	ACTUAL UNITS
2000	10 - HOUSING UNITS	1	10 - HOUSING UNITS	0
2001	10 - HOUSING UNITS	1	10 - HOUSING UNITS	0
2002	10 - HOUSING UNITS	1	10 - HOUSING UNITS	0
2003	10 - HOUSING UNITS	1	10 - HOUSING UNITS	0
2004	10 - HOUSING UNITS	1	10 - HOUSING UNITS	1
TOTAL:		5		1

ACCOMPLISHMENT NARRATIVE: REHAB STARTED 9/27/04, COMPLETED 10/22/04. WORK INCLUDED REPAIRS OF ROOF, NEW SCREENS FOR WINDOWS; REPLACE EXT. SIDING, PAINT EXT; NEW COUNTERTOP & KITCHEN SINK; NEW PLUMBING LINES FOR KITCHEN AND BATHROOM NEW CERAMIC TILE IN SHOWERSTALL; NEW COMMODE AND LAVATORY. 3 MONTH RETAINAGE PAID ON 2/2/05.

EXTENDED ACTIVITY NARRATIVE: \*\*\*\*\*

U.S. DEPARTMENT OF HOUSING AND URBAN DEVELOPMENT  
OFFICE OF COMMUNITY PLANNING AND DEVELOPMENT  
INTEGRATED DISBURSEMENT AND INFORMATION SYSTEM  
CDBG ACTIVITY SUMMARY REPORT (GPR) FOR PROGRAM YEAR 2004  
10-01-2004 TO 09-30-2005

PGM YEAR: 2001  
PROJECT: 0001 - GENERAL ADMINISTRATION OF CDBG FUNDS  
ACTIVITY: 379 - CDBG GENERAL ADMINISTRATION  
MATRIX CODE: 21A REG CITATION: 570.206 NATIONAL OBJ:  
HARLINGEN, TX

STATUS: COMPLETED 11-16-04

LOCATION:

502 E. TYLER  
HARLINGEN, TX 78550

DESCRIPTION:

OVERSIGHT & ADMINISTRATION OF CDBG/HOME (FEDERAL) FUNDS AND ACTIVITIES TO ENSURE  
COMPLIANCE WITH ALL REGULATIONS TO ASSIST LOW/MODERATE-INCOME PERSONS.

FINANCING:

INITIAL FUNDING DATE: 10-05-01  
ACTIVITY ESTIMATE: 250,000.00  
FUNDED AMOUNT: 250,000.00  
UNLIQ OBLIGATIONS: 0.00  
DRAWN THRU PGM YR: 250,000.00  
DRAWN IN PGM YR: 1,457.50

	TOTAL #	#HISPANIC
WHITE:	0	0
BLACK/AFRICAN AMERICAN:	0	0
ASIAN:	0	0
AMERICAN INDIAN/ALASKAN NATIVE:	0	0
NATIVE HAWAIIAN/OTHER PACIFIC ISLANDER:	0	0
AMERICAN INDIAN/ALASKAN NATIVE & WHITE:	0	0
ASIAN & WHITE:	0	0
BLACK/AFRICAN AMERICAN & WHITE:	0	0
AM.INDIAN/ALASKAN NATIVE & BLACK/AFRICAN AM:	0	0
OTHER MULTI-RACIAL:	0	0
ASIAN/PACIFIC ISLANDER:	0	0
HISPANIC:	0	0
TOTAL:	0	0

NUMBER OF ASSISTED:

TOTAL LOW/MOD: 0  
TOTAL LOW: 0  
TOTAL EXTREMELY LOW: 0  
TOTAL FEMALE HEADED: 0

ACCOMPLISHMENTS BY YEAR:

REPORT YEAR	PROPOSED TYPE	PROPOSED UNITS	ACTUAL TYPE	ACTUAL UNITS
2001		0		0
2002		0		0
2003		0		0
2004		0		0
TOTAL:		0		0

ACCOMPLISHMENT NARRATIVE: THIS ACTIVITY RESPONSIBLE FOR THE PLANNING, OVERSIGHT, COORDINATION, STAFF SUPERVISION, MONITORING AND EVALUATION, CONTRACTING, RECORD-KEEPING, AND OVERALL PROGRAM MANAGEMENT. TECHNICAL ASSISTANCE WAS ALSO BE PROVIDED FOR SPECIAL PROJECTS THAT FOSTER HOUSING AND COMMUNITY DEVELOPMENT OPPORTUNITIES.

EXTENDED ACTIVITY NARRATIVE: \*\*\*\*\*

U.S. DEPARTMENT OF HOUSING AND URBAN DEVELOPMENT  
OFFICE OF COMMUNITY PLANNING AND DEVELOPMENT  
INTEGRATED DISBURSEMENT AND INFORMATION SYSTEM  
CDBG ACTIVITY SUMMARY REPORT (GPR) FOR PROGRAM YEAR 2004  
10-01-2004 TO 09-30-2005  
HARLINGEN, TX

PGM YEAR: 2001  
PROJECT: 0003 - PFI--VESTAL PARK IMPROVEMENTS  
ACTIVITY: 381 - VESTAL PARK IMPROVEMENT PROJECT MATRIX CODE: 03F REG CITATION: 570.201(c) NATIONAL OBJ: LMA  
STATUS: COMPLETED 08-05-05

LOCATION: 501 LAFAYETTE HARLINGEN, TX 78550  
DESCRIPTION: FUNDING WILL BE USED TO DEVELOP ENTRANCE ROADS, OFF-STREET PARKING AND IRRIGATION IN COMBINATION WITH 2002 CDBG FUNDS. FUNDS MAY ALSO BE USED TO CONSTRUCT RESTROOMS AT THE PARK.

FINANCING:			TOTAL #	#HISPANIC
INITIAL FUNDING DATE:	10-05-01	WHITE:	0	0
ACTIVITY ESTIMATE:	75,000.00	BLACK/AFRICAN AMERICAN:	0	0
FUNDED AMOUNT:	75,000.00	ASIAN:	0	0
UNLIQ OBLIGATIONS:	0.00	AMERICAN INDIAN/ALASKAN NATIVE:	0	0
DRAWN THRU PGM YR:	75,000.00	NATIVE HAWAIIAN/OTHER PACIFIC ISLANDER:	0	0
DRAWN IN PGM YR:	41,520.62	AMERICAN INDIAN/ALASKAN NATIVE & WHITE:	0	0
		ASIAN & WHITE:	0	0
		BLACK/AFRICAN AMERICAN & WHITE:	0	0
		AM. INDIAN/ALASKAN NATIVE & BLACK/AFRICAN AM:	0	0
		OTHER MULTI-RACIAL:	0	0
		ASIAN/PACIFIC ISLANDER:	0	0
		HISPANIC:	0	0
		TOTAL:	0	0

ACCOMPLISHMENTS BY YEAR:

REPORT YEAR	PROPOSED TYPE	PROPOSED UNITS	ACTUAL TYPE	ACTUAL UNITS
2001	11 - PUBLIC FACILITIES	1	11 - PUBLIC FACILITIES	0
2002	11 - PUBLIC FACILITIES	1	11 - PUBLIC FACILITIES	0
2003	11 - PUBLIC FACILITIES	1	11 - PUBLIC FACILITIES	0
2004	11 - PUBLIC FACILITIES	1	11 - PUBLIC FACILITIES	0
TOTAL:		4		0
PERCENT LOW / MOD:	53.00			

ACCOMPLISHMENT NARRATIVE: CONSTRUCTION OF RESTROOMS CONTRACT AWARDED ON MARCH 2, 2005. CONSTRUCTION BEGAN ON MARCH 30TH. CONSTRUCTION COMPLETED AS OF JULY 29, 2005. CERTIFICATE OF COMPLETION AND FINAL RETAINAGE PENDING. IRRIGATION SYSTEM PUT ON HOLD.

EXTENDED ACTIVITY NARRATIVE: \*\*\*\*\*

U.S. DEPARTMENT OF HOUSING AND URBAN DEVELOPMENT  
OFFICE OF COMMUNITY PLANNING AND DEVELOPMENT  
INTEGRATED DISBURSEMENT AND INFORMATION SYSTEM  
CDBG ACTIVITY SUMMARY REPORT (GPR) FOR PROGRAM YEAR 2004  
10-01-2004 TO 09-30-2005  
HARLINGEN, TX

PGM YEAR: 2002  
PROJECT: 0003 - PFI--COMMERCE-FILMORE INTERCEPTOR PHASE VI  
ACTIVITY: 440 - COMMERCE FILMORE INTERCEPTOR PHASE VI MATRIX CODE: 03I REG CITATION: 570.201(c) NATIONAL OBJ: LMA  
STATUS: COMPLETED 01-19-05

LOCATION: 601 W. FILMORE HARLINGEN, TX 78550  
DESCRIPTION: PHASE VI OF THE OF A MULTI-YEAR PROJECT WHICH CALLS FOR THE WIDENING AND RECONSTRUCTION OF THE OPEN CHANNEL AND INSTALLATION OF UNDERGROUND MULTIPLE BOX CULVERTS.

FINANCING:		TOTAL #	#HISPANIC
INITIAL FUNDING DATE:	10-07-02	WHITE:	0
ACTIVITY ESTIMATE:	650,000.00	BLACK/AFRICAN AMERICAN:	0
FUNDED AMOUNT:	650,000.00	ASIAN:	0
UNLIQ OBLIGATIONS:	0.00	AMERICAN INDIAN/ALASKAN NATIVE:	0
DRAWN THRU PGM YR:	650,000.00	NATIVE HAWAIIAN/OTHER PACIFIC ISLANDER:	0
DRAWN IN PGM YR:	96,650.45	AMERICAN INDIAN/ALASKAN NATIVE & WHITE:	0
		ASIAN & WHITE:	0
		BLACK/AFRICAN AMERICAN & WHITE:	0
		AM. INDIAN/ALASKAN NATIVE & BLACK/AFRICAN AM:	0
		OTHER MULTI-RACIAL:	0
		ASIAN/PACIFIC ISLANDER:	0
		HISPANIC:	0
		TOTAL:	0

ACCOMPLISHMENTS BY YEAR:

REPORT YEAR	PROPOSED TYPE	PROPOSED UNITS	ACTUAL TYPE	ACTUAL UNITS
2002	11 - PUBLIC FACILITIES	1	11 - PUBLIC FACILITIES	0
2003	11 - PUBLIC FACILITIES	1	11 - PUBLIC FACILITIES	0
2004	11 - PUBLIC FACILITIES	1	11 - PUBLIC FACILITIES	1
TOTAL:		3		1
PERCENT LOW / MOD:	67.00			

ACCOMPLISHMENT NARRATIVE: THE SIX AND FINAL PHASE OF THE COMMERCE-FILMORE INTERCEPTOR DRAINAGE IMPROVEMENT PROJECT WAS COMPLETED ON 1/19/2005.

EXTENDED ACTIVITY NARRATIVE: \*\*\*\*\*

U.S. DEPARTMENT OF HOUSING AND URBAN DEVELOPMENT  
OFFICE OF COMMUNITY PLANNING AND DEVELOPMENT  
INTEGRATED DISBURSEMENT AND INFORMATION SYSTEM  
CDBG ACTIVITY SUMMARY REPORT (GPR) FOR PROGRAM YEAR 2004  
10-01-2004 TO 09-30-2005

PGM YEAR: 2002  
PROJECT: 0005 - PFI--VESTAL PARK IMPROVEMENTS PHASE II  
ACTIVITY: 442 - VESTAL PARK IMPROVEMENTS PHASE II MATRIX CODE: 03F REG CITATION: 570.201(c) NATIONAL OBJ: LMA  
STATUS: UNDERWAY

LOCATION: 501 LAFAYETTE HARLINGEN, TX 78550  
DESCRIPTION: FUNDING WILL BE USED AT VESTAL PARK FOR THE CONSTRUCTION OF A PARKING LOT.  
FUNDS MAY ALSO BE USED TOWARDS THE CONSTRUCTION OF RESTROOMS AT THE PARK.

FINANCING:		TOTAL #		#HISPANIC
INITIAL FUNDING DATE:	10-07-02	WHITE:	0	0
ACTIVITY ESTIMATE:	45,000.00	BLACK/AFRICAN AMERICAN:	0	0
FUNDED AMOUNT:	45,000.00	ASIAN:	0	0
UNLIQ OBLIGATIONS:	0.00	AMERICAN INDIAN/ALASKAN NATIVE:	0	0
DRAWN THRU PGM YR:	38,679.93	NATIVE HAWAIIAN/OTHER PACIFIC ISLANDER:	0	0
DRAWN IN PGM YR:	38,679.93	AMERICAN INDIAN/ALASKAN NATIVE & WHITE:	0	0
		ASIAN & WHITE:	0	0
NUMBER OF ASSISTED:		BLACK/AFRICAN AMERICAN & WHITE:	0	0
TOTAL LOW/MOD:	0	AM. INDIAN/ALASKAN NATIVE & BLACK/AFRICAN AM:	0	0
TOTAL LOW:	0	OTHER MULTI-RACIAL:	0	0
		HARLINGEN, TX		
TOTAL EXTREMELY LOW:	0	ASIAN/PACIFIC ISLANDER:	0	0
TOTAL FEMALE HEADED:	0	HISPANIC:	0	0
		TOTAL:	0	0

ACCOMPLISHMENTS BY YEAR:

REPORT YEAR	PROPOSED TYPE	PROPOSED UNITS	ACTUAL TYPE	ACTUAL UNITS
2002	11 - PUBLIC FACILITIES	1	11 - PUBLIC FACILITIES	0
2003	11 - PUBLIC FACILITIES	1	11 - PUBLIC FACILITIES	0
2004	11 - PUBLIC FACILITIES	1	11 - PUBLIC FACILITIES	0
TOTAL:		3		0
PERCENT LOW / MOD:	53.00			

ACCOMPLISHMENT NARRATIVE: CONSTRUCTION OF RESTROOMS COMPLETED AS OF JULY 29, 2005. CERTIFICATE OF COMPLETION AND WARRANTY RETAINAGE PAID ON SEPTEMBER 19, 2005. REMAINING FUNDS WILL NOT COVER THE INSTALLATION OF AN IRRIGATION SYSTEM. THEREFORE, REMAINING FUNDS WILL BE USED TO PAY FOR OTHER NECESSARY PARK ESSENTIALS SUCH AS STATIONARY BLEACHERS, BENCHES, AND SIMILAR PARK EQUIPMENT DURING THE MONTH OF OCTOBER 2005.

EXTENDED ACTIVITY NARRATIVE: \*\*\*\*\*

U.S. DEPARTMENT OF HOUSING AND URBAN DEVELOPMENT  
 OFFICE OF COMMUNITY PLANNING AND DEVELOPMENT  
 INTEGRATED DISBURSEMENT AND INFORMATION SYSTEM  
 CDBG ACTIVITY SUMMARY REPORT (GPR) FOR PROGRAM YEAR 2004  
 10-01-2004 TO 09-30-2005  
 HARLINGEN, TX

PGM YEAR: 2002  
 PROJECT: 0008 - CLEARANCE AND DEMOLITION  
 ACTIVITY: 445 - CLEARANCE AND DEMOLITION  
 STATUS: COMPLETED 05-25-05  
 LOCATION: COMMUNITY WIDE  
 HARLINGEN, TX 78550

MATRIX CODE: 04      REG CITATION: 570.201(d)      NATIONAL OBJ: SBS

DESCRIPTION:  
 FUNDS WILL BE USED FOR THE REMOVAL OF DILAPIDATED STRUCTURES WHICH POSE AS  
 HEALTH AND SAFETY HAZARDS TO THE CITIZENS OF HARLINGEN.

FINANCING:		TOTAL #	#HISPANIC
INITIAL FUNDING DATE:	10-07-02	0	0
ACTIVITY ESTIMATE:	41,084.77	0	0
FUNDED AMOUNT:	41,084.77	0	0
UNLIQ OBLIGATIONS:	0.00	0	0
DRAWN THRU PGM YR:	41,084.77	0	0
DRAWN IN PGM YR:	14,435.08	0	0
NUMBER OF ASSISTED:			
TOTAL LOW/MOD:	0	0	0
TOTAL LOW:	0	0	0
TOTAL EXTREMELY LOW:	0	0	0
TOTAL FEMALE HEADED:	0	0	0
		0	0

ACCOMPLISHMENTS BY YEAR:

REPORT YEAR	PROPOSED TYPE	PROPOSED UNITS	ACTUAL TYPE	ACTUAL UNITS
2002	10 - HOUSING UNITS	5	10 - HOUSING UNITS	1
2003	10 - HOUSING UNITS	5	10 - HOUSING UNITS	4
2004	10 - HOUSING UNITS	5	10 - HOUSING UNITS	4
TOTAL:		15		9

ACCOMPLISHMENT NARRATIVE: DURING THIS REPORTING PERIOD, THE FOLLOWING PROPERTIES WERE DEMOLISHED USING CDBG FUNDS: 501 MARJORY, 1217 N. 1ST ST., 217 E. WASHINGTON, AND 624 S. K ST. (PARTIAL). ACTIVITY IS ALSO RESPONSIBLE FOR ENCOURAGING OWNERS TO DEMOLISH ADDITIONAL UNSAFE STRUCTURES. FUNDS WERE ALSO USED TO PAY FOR CONDEMNATION NOTICES PUBLISHED AND FOR SEVERAL TITLE SEARCHES CONDUCTED FOR PROPERTIES TARGETED FOR --> SEE LG NARR

EXTENDED ACTIVITY NARRATIVE: CONDEMNATION. OTHER EXPENSES INCLUDED: RECORDING FEES, RELEASE OF LIENS, POST AGE CHARGES (FOR CERTIFIED MAIL LETTERS). CURRENTLY, THE BUILDING INSPECTIONS DEPARTMENT HAVE 2-4 STRUCTURES IN THE CONDEMNATION PHASE.



U.S. DEPARTMENT OF HOUSING AND URBAN DEVELOPMENT  
OFFICE OF COMMUNITY PLANNING AND DEVELOPMENT  
INTEGRATED DISBURSEMENT AND INFORMATION SYSTEM  
CDBG ACTIVITY SUMMARY REPORT (GPR) FOR PROGRAM YEAR 2004  
10-01-2004 TO 09-30-2005  
HARLINGEN, TX

PGM YEAR: 2003  
PROJECT: 0003 - NORTHWEST AREA DRAINAGE PROJECT  
ACTIVITY: 463 - NORTHWEST AREA DRAINAGE PROJECT MATRIX CODE: 03I REG CITATION: 570.201(c) NATIONAL OBJ: LMA  
STATUS: UNDERWAY

LOCATION: CT 105, BG 1-3  
HARLINGEN, TX 78550  
DESCRIPTION: DESIGN PHASE OF THE NW DRAINAGE PROJECT LOCATED IN CT 105. FUNDS WILL COVER THE COSTS OF ENGINEERING, SURVEYING, RIGHT-OF-WAY ACQUISITION, AND OTHER ASSOCIATED COSTS.

FINANCING:		TOTAL #	#HISPANIC
INITIAL FUNDING DATE:	11-03-03	WHITE:	0
ACTIVITY ESTIMATE:	410,608.44	BLACK/AFRICAN AMERICAN:	0
FUNDED AMOUNT:	410,608.44	ASIAN:	0
UNLIQ OBLIGATIONS:	0.00	AMERICAN INDIAN/ALASKAN NATIVE:	0
DRAWN THRU PGM YR:	403,442.70	NATIVE HAWAIIAN/OTHER PACIFIC ISLANDER:	0
DRAWN IN PGM YR:	401,415.70	AMERICAN INDIAN/ALASKAN NATIVE & WHITE:	0
		ASIAN & WHITE:	0
		BLACK/AFRICAN AMERICAN & WHITE:	0
NUMBER OF ASSISTED:		AM. INDIAN/ALASKAN NATIVE & BLACK/AFRICAN AM:	0
TOTAL LOW/MOD:	0	OTHER MULTI-RACIAL:	0
TOTAL LOW:	0		
TOTAL EXTREMELY LOW:	0		
TOTAL FEMALE HEADED:	0		
		TOTAL:	0

ACCOMPLISHMENTS BY YEAR:

REPORT YEAR	PROPOSED TYPE	PROPOSED UNITS	ACTUAL TYPE	ACTUAL UNITS
2003	11 - PUBLIC FACILITIES	1	11 - PUBLIC FACILITIES	0
2004	11 - PUBLIC FACILITIES	1	11 - PUBLIC FACILITIES	0
TOTAL:		2		0

PERCENT LOW / MOD: 63.00

ACCOMPLISHMENT NARRATIVE: PHASE VI OF THE COMMERCE-FILMORE INTERCEPTOR DRAINAGE IMPROVEMENT PROJECT WAS COMPLETED ON 1/26/2005. PLANS/SPECIFICATIONS FOR THE NW AREA DRAINAGE IMPROVEMENT PROJECT COMPLETED AS OF 9/30/05. PROJECT TO BE BID OUT DURING THE 1ST & 2ND WEEKS OF OCTOBERS. ESTIMATED AWARD DATE 11/16/05. SEE LG. NARR.-->

EXTENDED ACTIVITY NARRATIVE: FUNDS IN THE AMOUNT OF \$6,008.44 WERE REPROGRAMMED INTO THIS ACTIVITY FROM ACTIVITY #465 NRSA LIGHTING.

U.S. DEPARTMENT OF HOUSING AND URBAN DEVELOPMENT  
 OFFICE OF COMMUNITY PLANNING AND DEVELOPMENT  
 INTEGRATED DISBURSEMENT AND INFORMATION SYSTEM  
 CDBG ACTIVITY SUMMARY REPORT (GPR) FOR PROGRAM YEAR 2004  
 10-01-2004 TO 09-30-2005  
 HARLINGEN, TX

PGM YEAR: 2003  
 PROJECT: 0023 - NRSA STREET LIGHTING  
 ACTIVITY: 465 - STREET IMPROVEMENTS-LIGHTING NRSA MATRIX CODE: 03K REG CITATION: 570.201(c) NATIONAL OBJ: LMA  
 STATUS: COMPLETED 09-21-05

LOCATION: HEART OF HARLINGEN NRSA  
 HARLINGEN, TX 78550  
 DESCRIPTION: FUNDS WILL COVER THE COST OF INSTALLATION OF 4 LIGHTS TO BE LOCATED IN AREAS WHERE THERE HAS BEEN HIGH INCIDENCES OF UNLAWFUL ACTIVITY.

FINANCING:		TOTAL #	#HISPANIC
INITIAL FUNDING DATE:	11-03-03	0	0
ACTIVITY ESTIMATE:	569.18	0	0
FUNDED AMOUNT:	569.18	0	0
UNLIQ OBLIGATIONS:	0.00	0	0
DRAWN THRU PGM YR:	569.18	0	0
DRAWN IN PGM YR:	0.00	0	0
NUMBER OF ASSISTED:			
TOTAL LOW/MOD:	0	0	0
TOTAL LOW:	0	0	0
TOTAL EXTREMELY LOW:	0	0	0
TOTAL FEMALE HEADED:	0	0	0
TOTAL:		0	0

ACCOMPLISHMENTS BY YEAR:

REPORT YEAR	PROPOSED TYPE	PROPOSED UNITS	ACTUAL TYPE	ACTUAL UNITS
2003	01 - PEOPLE (GENERAL)	3,526	01 - PEOPLE (GENERAL)	0
2004	01 - PEOPLE (GENERAL)	3,526	01 - PEOPLE (GENERAL)	3,526

TOTAL: 7,052 3,526  
 PERCENT LOW / MOD: 51.00

ACCOMPLISHMENT NARRATIVE: PLANNING AND DEVELOPMENT DEPARTMENT STAFF SURVEYED THE AREA FOR OTHER AREAS WHERE ADDITIONAL LIGHTING WAS NECESSARY TO PREVENT UNLAWFUL ACTIVITY AND NONE WERE IDENTIFIED. THEREFORE PROJECT IS COMPLETE.

EXTENDED ACTIVITY NARRATIVE: \*\*\*\*\*

U.S. DEPARTMENT OF HOUSING AND URBAN DEVELOPMENT  
OFFICE OF COMMUNITY PLANNING AND DEVELOPMENT  
INTEGRATED DISBURSEMENT AND INFORMATION SYSTEM  
CDBG ACTIVITY SUMMARY REPORT (GPR) FOR PROGRAM YEAR 2004  
10-01-2004 TO 09-30-2005  
HARLINGEN, TX

PGM YEAR: 2003  
PROJECT: 0021 - HOUSING REHABILITATION PROGRAM  
ACTIVITY: 477 - HOUSING REHABILITATION ADMINISTRATION MATRIX CODE: 14H REG CITATION: 570.202 NATIONAL OBJ: LMH  
STATUS: COMPLETED  
LOCATION: DESCRIPTION:

502 E. TYLER  
HARLINGEN, TX 78550  
FUNDS WILL BE USED FOR THE CONTINUATION OPERATION OF THE HOUSING REHABILITATION LOAN AND DEFERRED LOAN PROGRAM FOR PROJECT RELATED EXPENSES ONLY.

FINANCING:		TOTAL #	#HISPANIC
INITIAL FUNDING DATE:	10-08-03	WHITE:	10
ACTIVITY ESTIMATE:	50,000.00	BLACK/AFRICAN AMERICAN:	0
FUNDED AMOUNT:	50,000.00	ASIAN:	0
UNLIQ OBLIGATIONS:	0.00	AMERICAN INDIAN/ALASKAN NATIVE:	0
DRAWN THRU PGM YR:	50,000.00	NATIVE HAWAIIAN/OTHER PACIFIC ISLANDER:	0
DRAWN IN PGM YR:	6,186.25	AMERICAN INDIAN/ALASKAN NATIVE & WHITE:	0
		ASIAN & WHITE:	0
		BLACK/AFRICAN AMERICAN & WHITE:	0
NUMBER OF HOUSEHOLDS ASSISTED:		AM. INDIAN/ALASKAN NATIVE & BLACK/AFRICAN AM:	0
TOTAL LOW/MOD:	10	OTHER MULTI-RACIAL:	0
TOTAL LOW:	10		
TOTAL EXTREMELY LOW:	0		
TOTAL FEMALE HEADED:	0		
		TOTAL:	10
			10

ACCOMPLISHMENTS BY YEAR:		PROPOSED UNITS	ACTUAL TYPE	ACTUAL UNITS
REPORT YEAR	PROPOSED TYPE			
2003	10 - HOUSING UNITS	0	10 - HOUSING UNITS	0
2004	10 - HOUSING UNITS	1	10 - HOUSING UNITS	1
TOTAL:		1		1

ACCOMPLISHMENT NARRATIVE: \*\*\*\*\*

EXTENDED ACTIVITY NARRATIVE: \*\*\*\*\*

U.S. DEPARTMENT OF HOUSING AND URBAN DEVELOPMENT  
 OFFICE OF COMMUNITY PLANNING AND DEVELOPMENT  
 INTEGRATED DISBURSEMENT AND INFORMATION SYSTEM  
 CDBG ACTIVITY SUMMARY REPORT (GPR) FOR PROGRAM YEAR 2004  
 10-01-2004 TO 09-30-2005  
 HARLINGEN, TX

PGM YEAR: 2003  
 PROJECT: 0021 - HOUSING REHABILITATION PROGRAM  
 ACTIVITY: 478 - GUADALUPE R. MOLINA  
 STATUS: COMPLETED 02-01-05

MATRIX CODE: 14A REG CITATION: 570.202

NATIONAL OBJ: LMH

LOCATION: 2802 CALLE CONDESA  
 HARLINGEN, TX 78550  
 DESCRIPTION: HOUSING REHABILITATION LOAN PROGRAM APPLICANT

FINANCING:		TOTAL #	#HISPANIC
INITIAL FUNDING DATE:	11-03-03	WHITE:	1
ACTIVITY ESTIMATE:	14,912.00	BLACK/AFRICAN AMERICAN:	0
FUNDED AMOUNT:	14,912.00	ASIAN:	0
UNLIQ OBLIGATIONS:	0.00	AMERICAN INDIAN/ALASKAN NATIVE:	0
DRAWN THRU PGM YR:	14,912.00	NATIVE HAWAIIAN/OTHER PACIFIC ISLANDER:	0
DRAWN IN PGM YR:	14,912.00	AMERICAN INDIAN/ALASKAN NATIVE & WHITE:	0
		ASIAN & WHITE:	0
		BLACK/AFRICAN AMERICAN & WHITE:	0
		AM. INDIAN/ALASKAN NATIVE & BLACK/AFRICAN AM:	0
		OTHER MULTI-RACIAL:	0
		TOTAL:	1

ACCOMPLISHMENTS BY YEAR:

REPORT YEAR	PROPOSED TYPE	PROPOSED UNITS	ACTUAL TYPE	ACTUAL UNITS
2003	10 - HOUSING UNITS	1	10 - HOUSING UNITS	0
2004	10 - HOUSING UNITS	1	10 - HOUSING UNITS	1
TOTAL:		2		1

ACCOMPLISHMENT NARRATIVE: PROJECT COMPLETED IN REPORT YEAR 2003, RETAINAGE DRAWN ON 2/1/2005.

EXTENDED ACTIVITY NARRATIVE: \*\*\*\*\*

U.S. DEPARTMENT OF HOUSING AND URBAN DEVELOPMENT  
OFFICE OF COMMUNITY PLANNING AND DEVELOPMENT  
INTEGRATED DISBURSEMENT AND INFORMATION SYSTEM  
CDBG ACTIVITY SUMMARY REPORT (GPR) FOR PROGRAM YEAR 2004  
10-01-2004 TO 09-30-2005  
HARLINGEN, TX

PGM YEAR: 2003  
PROJECT: 0021 - HOUSING REHABILITATION PROGRAM  
ACTIVITY: 488 - ROBERTO AND JUANA LOZANO  
STATUS: COMPLETED 10-12-04

MATRIX CODE: 14A REG CITATION: 570.202 NATIONAL OBJ: LMH

LOCATION:  
314 E. POLK  
HARLINGEN, TX 78550

DESCRIPTION:  
FUNDS WILL BE USED TO REHABILITATE AN EXISTING SINGLE FAMILYHOME TO COMPLY WITH  
MINIMUM HOUSING STANDARDS.

FINANCING:  
INITIAL FUNDING DATE: 03-22-04  
ACTIVITY ESTIMATE: 28,470.00  
FUNDED AMOUNT: 28,470.00  
UNLIQ OBLIGATIONS: 0.00  
DRAWN THRU PGM YR: 28,470.00  
DRAWN IN PGM YR: 2,765.00

	TOTAL #	#HISPANIC
WHITE:	1	1
BLACK/AFRICAN AMERICAN:	0	0
ASIAN:	0	0
AMERICAN INDIAN/ALASKAN NATIVE:	0	0
NATIVE HAWAIIAN/OTHER PACIFIC ISLANDER:	0	0
AMERICAN INDIAN/ALASKAN NATIVE & WHITE:	0	0
ASIAN & WHITE:	0	0
BLACK/AFRICAN AMERICAN & WHITE:	0	0
AM. INDIAN/ALASKAN NATIVE & BLACK/AFRICAN AM:	0	0
OTHER MULTI-RACIAL:	0	0
TOTAL:	1	1

NUMBER OF HOUSEHOLDS ASSISTED:  
TOTAL LOW/MOD: 1  
TOTAL LOW: 1  
TOTAL EXTREMELY LOW: 0  
TOTAL FEMALE HEADED: 0

ACCOMPLISHMENTS BY YEAR:

REPORT YEAR	PROPOSED UNITS	ACTUAL TYPE	ACTUAL UNITS
2003	10 - HOUSING UNITS	1 10 - HOUSING UNITS	0
2004	10 - HOUSING UNITS	1 10 - HOUSING UNITS	1
TOTAL:		2	1

ACCOMPLISHMENT NARRATIVE: REPAIRS COMPLETED IN PROGRAM YEAR 2003. FINAL RETAINAGE DRAWN ON 10/12/2004.

EXTENDED ACTIVITY NARRATIVE: \*\*\*\*\*

U.S. DEPARTMENT OF HOUSING AND URBAN DEVELOPMENT  
OFFICE OF COMMUNITY PLANNING AND DEVELOPMENT  
INTEGRATED DISBURSEMENT AND INFORMATION SYSTEM  
CDBG ACTIVITY SUMMARY REPORT (GPR) FOR PROGRAM YEAR 2004  
10-01-2004 TO 09-30-2005  
HARLINGEN, TX

PGM YEAR: 2003  
PROJECT: 0021 - HOUSING REHABILITATION PROGRAM  
ACTIVITY: 490 - OTELIO SANCHEZ  
STATUS: COMPLETED 01-11-05

MATRIX CODE: 14A REG CITATION: 570.202 NATIONAL OBJ: LMH

LOCATION:  
510 N. EYE ST.  
HARLINGEN, TX 78550

DESCRIPTION:  
FUNDS WILL BE USED TO REHABILITATE AN EXISTING SINGLE FAMILY HOME TO COMPLY WITH  
MINIMUM HOUSING STANDARDS.

FINANCING:  
INITIAL FUNDING DATE: 03-22-04  
ACTIVITY ESTIMATE: 19,425.00  
FUNDED AMOUNT: 19,425.00  
UNLIQ OBLIGATIONS: 0.00  
DRAWN THRU PGM YR: 19,425.00  
DRAWN IN PGM YR: 1,783.00

	TOTAL #	#HISPANIC
WHITE:	1	1
BLACK/AFRICAN AMERICAN:	0	0
ASIAN:	0	0
AMERICAN INDIAN/ALASKAN NATIVE:	0	0
NATIVE HAWAIIAN/OTHER PACIFIC ISLANDER:	0	0
AMERICAN INDIAN/ALASKAN NATIVE & WHITE:	0	0
ASIAN & WHITE:	0	0
BLACK/AFRICAN AMERICAN & WHITE:	0	0
AM. INDIAN/ALASKAN NATIVE & BLACK/AFRICAN AM:	0	0
OTHER MULTI-RACIAL:	0	0

NUMBER OF HOUSEHOLDS ASSISTED:  
TOTAL LOW/MOD: 1  
TOTAL LOW: 1  
TOTAL EXTREMELY LOW: 0

TOTAL FEMALE HEADED: 0

TOTAL: 1 1

ACCOMPLISHMENTS BY YEAR:

REPORT YEAR	PROPOSED TYPE	PROPOSED UNITS	ACTUAL TYPE	ACTUAL UNITS
2003	10 - HOUSING UNITS	1	10 - HOUSING UNITS	0
2004	10 - HOUSING UNITS	1	10 - HOUSING UNITS	1
TOTAL:		2		1

ACCOMPLISHMENT NARRATIVE: REPAIRS COMPLETED IN REPORT YEAR 2003. FINAL RETAINAGE DRAWN ON 1/11/2005.

EXTENDED ACTIVITY NARRATIVE: \*\*\*\*\*

U.S. DEPARTMENT OF HOUSING AND URBAN DEVELOPMENT  
OFFICE OF COMMUNITY PLANNING AND DEVELOPMENT  
INTEGRATED DISBURSEMENT AND INFORMATION SYSTEM  
CDBG ACTIVITY SUMMARY REPORT (GPR) FOR PROGRAM YEAR 2004  
10-01-2004 TO 09-30-2005  
HARLINGEN, TX

PGM YEAR: 2003  
PROJECT: 0021 - HOUSING REHABILITATION PROGRAM  
ACTIVITY: 497 - MACARIO AND FRANCIS TRISTAN  
STATUS: COMPLETED 04-05-05  
LOCATION: 1210 W. MADISON  
HARLINGEN, TX 78550  
FINANCING: INITIAL FUNDING DATE: 09-22-04  
ACTIVITY ESTIMATE: 25,985.58  
FUNDED AMOUNT: 25,985.58  
UNLIQ OBLIGATIONS: 0.00  
DRAWN THRU PGM YR: 25,985.58  
DRAWN IN PGM YR: 25,985.58  
MATRIX CODE: 14A REG CITATION: 570.202 NATIONAL OBJ: LMH

DESCRIPTION:		TOTAL #	#HISPANIC
REHABILITATION OF A SINGLE FAMILY HOUSING UNIT.			
WHITE:		1	1
BLACK/AFRICAN AMERICAN:		0	0
ASIAN:		0	0
AMERICAN INDIAN/ALASKAN NATIVE:		0	0
NATIVE HAWAIIAN/OTHER PACIFIC ISLANDER:		0	0
AMERICAN INDIAN/ALASKAN NATIVE & WHITE:		0	0
ASIAN & WHITE:		0	0
BLACK/AFRICAN AMERICAN & WHITE:		0	0
AM. INDIAN/ALASKAN NATIVE & BLACK/AFRICAN AM:		0	0
OTHER MULTI-RACIAL:		0	0
TOTAL:		1	1

ACCOMPLISHMENTS BY YEAR:

REPORT YEAR	PROPOSED TYPE	PROPOSED UNITS	ACTUAL TYPE	ACTUAL UNITS
2003	10 - HOUSING UNITS	1	10 - HOUSING UNITS	0
2004	10 - HOUSING UNITS	1	10 - HOUSING UNITS	1
TOTAL:		2		1

ACCOMPLISHMENT NARRATIVE: JOB STARTED 9/27/04, REPAIRS INCLUDED NEW ROOF, SEVEN WINDOWS, REPLACE -MENT OF ROTTEN EXTERIOR SIDING, PAINTING OF EXTERIOR, NEW ELECTRICAL METER SERVICE, NEW GAS AND SEWER LINES, INSULATION OF CEILINGS, INSTALLATION OF HANDICAPPED COMMODOE, PAINTING OF INTERIOR, FLOOR COVER -ING IN BATHROOMS, REPLACEMENT OF TWO DOORS, INSTALLATION OF RANGE- HOOD, AND FAUCET FOR SINK; FINAL RETAINAGE DRAWN ON 4/5/2005.

EXTENDED ACTIVITY NARRATIVE: \*\*\*\*\*

U.S. DEPARTMENT OF HOUSING AND URBAN DEVELOPMENT  
OFFICE OF COMMUNITY PLANNING AND DEVELOPMENT  
INTEGRATED DISBURSEMENT AND INFORMATION SYSTEM  
CDBG ACTIVITY SUMMARY REPORT (GPR) FOR PROGRAM YEAR 2004  
10-01-2004 TO 09-30-2005  
HARLINGEN, TX

PGM YEAR: 2003  
PROJECT: 0021 - HOUSING REHABILITATION PROGRAM  
ACTIVITY: 498 - RAMIRO AND CIRILDA MALDONADO  
STATUS: COMPLETED 02-22-05

MATRIX CODE: 14A REG CITATION: 570.202 NATIONAL OBJ: LMH

LOCATION: 3213 KNOX  
HARLINGEN, TX 78550  
DESCRIPTION: HOUSING REHAB LOAN PROGRAM APPLICANT

FINANCING:		TOTAL #		#HISPANIC
INITIAL FUNDING DATE:	09-22-04	WHITE:	1	1
ACTIVITY ESTIMATE:	23,802.00	BLACK/AFRICAN AMERICAN:	0	0
FUNDED AMOUNT:	23,802.00	ASIAN:	0	0
UNLIQ OBLIGATIONS:	0.00	AMERICAN INDIAN/ALASKAN NATIVE:	0	0
DRAWN THRU PGM YR:	23,802.00	NATIVE HAWAIIAN/OTHER PACIFIC ISLANDER:	0	0
DRAWN IN PGM YR:	23,802.00	AMERICAN INDIAN/ALASKAN NATIVE & WHITE:	0	0
		ASIAN & WHITE:	0	0
		BLACK/AFRICAN AMERICAN & WHITE:	0	0
		AM.INDIAN/ALASKAN NATIVE & BLACK/AFRICAN AM:	0	0
		OTHER MULTI-RACIAL:	0	0
		TOTAL:	1	1

NUMBER OF HOUSEHOLDS ASSISTED:  
TOTAL LOW/MOD: 1  
TOTAL LOW: 0  
TOTAL EXTREMELY LOW: 0  
TOTAL FEMALE HEADED: 0

ACCOMPLISHMENTS BY YEAR:		PROPOSED UNITS	ACTUAL TYPE	ACTUAL UNITS
REPORT YEAR	PROPOSED TYPE			
2003	10 - HOUSING UNITS	1	10 - HOUSING UNITS	0
2004	10 - HOUSING UNITS	1	10 - HOUSING UNITS	1
TOTAL:		2		1

ACCOMPLISHMENT NARRATIVE: CONTRACT WAS SIGNED 9/28/04, REPAIRS INCLUDE AN ADDITION OF A BEDROOM AND A BATHROOM; ADDITIONAL ELECTRICAL OUTLETS AND PLUMBING LINES, JOB COMPLETED IN REPORT YEAR 2003. FINAL RETAINAGE DRAWN ON 2/22/05.

EXTENDED ACTIVITY NARRATIVE: \*\*\*\*\*

U.S. DEPARTMENT OF HOUSING AND URBAN DEVELOPMENT  
OFFICE OF COMMUNITY PLANNING AND DEVELOPMENT  
INTEGRATED DISBURSEMENT AND INFORMATION SYSTEM  
CDBG ACTIVITY SUMMARY REPORT (GPR) FOR PROGRAM YEAR 2004  
10-01-2004 TO 09-30-2005  
HARLINGEN, TX

PGM YEAR: 2003  
PROJECT: 0021 - HOUSING REHABILITATION PROGRAM  
ACTIVITY: 499 - MARIA A. CADENA  
STATUS: COMPLETED 02-09-05

MATRIX CODE: 14A REG CITATION: 570.202

NATIONAL OBJ: LMH

LOCATION: 1510 BARTON  
HARLINGEN, TX 78550  
DESCRIPTION: HOUSING REHAB LOAN PROGRAM APPLICANT

FINANCING:			TOTAL #	#HISPANIC
INITIAL FUNDING DATE:	09-22-04	WHITE:	1	1
ACTIVITY ESTIMATE:	25,815.57	BLACK/AFRICAN AMERICAN:	0	0
FUNDED AMOUNT:	25,815.57	ASIAN:	0	0
UNLIQ OBLIGATIONS:	0.00	AMERICAN INDIAN/ALASKAN NATIVE:	0	0
DRAWN THRU PGM YR:	25,815.57	NATIVE HAWAIIAN/OTHER PACIFIC ISLANDER:	0	0
DRAWN IN PGM YR:	25,815.57	AMERICAN INDIAN/ALASKAN NATIVE & WHITE:	0	0
		ASIAN & WHITE:	0	0
		BLACK/AFRICAN AMERICAN & WHITE:	0	0
		AM.INDIAN/ALASKAN NATIVE & BLACK/AFRICAN AM:	0	0
		OTHER MULTI-RACIAL:	0	0
		TOTAL:	1	1

NUMBER OF HOUSEHOLDS ASSISTED:  
TOTAL LOW/MOD: 1  
TOTAL LOW: 0  
TOTAL EXTREMELY LOW: 0  
TOTAL FEMALE HEADED: 1

ACCOMPLISHMENTS BY YEAR:		PROPOSED UNITS	ACTUAL TYPE	ACTUAL UNITS
REPORT YEAR	PROPOSED TYPE			
2003	10 - HOUSING UNITS	1	10 - HOUSING UNITS	0
2004	10 - HOUSING UNITS	1	10 - HOUSING UNITS	1
TOTAL:		2		1

ACCOMPLISHMENT NARRATIVE: CONTRACT SIGNED 9/23/04, REPAIRS INCLUDE REPLACING 10 WINDOWS, NEW EXTERIOR DOORS, NEW METER SERVICE, SUBFLOORING AND VINYL FLOORING, SHEETROCK ENTIRE HOUSE, LEVEL HOME, NEW KITCHEN CABINETS, NEW WATERLINES, NEW INTERIOR DOORS, PAINT EXTERIOR OF HOME. REPAIRS COMPLETED ON 11/03/2004. FINAL RETAINAGE DRAWN ON 2/9/2005.

EXTENDED ACTIVITY NARRATIVE: \*\*\*\*\*

U.S. DEPARTMENT OF HOUSING AND URBAN DEVELOPMENT  
OFFICE OF COMMUNITY PLANNING AND DEVELOPMENT  
INTEGRATED DISBURSEMENT AND INFORMATION SYSTEM  
CDBG ACTIVITY SUMMARY REPORT (GPR) FOR PROGRAM YEAR 2004  
10-01-2004 TO 09-30-2005  
HARLINGEN, TX

PGM YEAR: 2004  
PROJECT: 0001 - GENERAL ADMINISTRATION OF CDBG FUNDS  
ACTIVITY: 501 - GENERAL ADMINISTRATION OF CDBG FUNDS MATRIX CODE: 21A REG CITATION: 570.206 NATIONAL OBJ:  
STATUS: UNDERWAY  
LOCATION: DESCRIPTION:

502 E. TYLER

OVERSIGHT & ADMINISTRATION OF CDBG (FEDERAL) FUNDS AND ACTIVITIES TO ENSURE

HARLINGEN, TX 78550

COMPLIANCE WITH ALL REGULATIONS TO ASSIST LOW/MODERATE-INCOME PERSONS.

FINANCING:

INITIAL FUNDING DATE: 10-26-04  
ACTIVITY ESTIMATE: 241,800.00  
FUNDED AMOUNT: 241,800.00  
UNLIQ OBLIGATIONS: 0.00  
DRAWN THRU PGM YR: 164,904.42  
DRAWN IN PGM YR: 164,904.42

	TOTAL #	#HISPANIC
WHITE:	0	0
BLACK/AFRICAN AMERICAN:	0	0
ASIAN:	0	0
AMERICAN INDIAN/ALASKAN NATIVE:	0	0
NATIVE HAWAIIAN/OTHER PACIFIC ISLANDER:	0	0
AMERICAN INDIAN/ALASKAN NATIVE & WHITE:	0	0
ASIAN & WHITE:	0	0
BLACK/AFRICAN AMERICAN & WHITE:	0	0
AM.INDIAN/ALASKAN NATIVE & BLACK/AFRICAN AM:	0	0
OTHER MULTI-RACIAL:	0	0
TOTAL:	0	0

NUMBER OF ASSISTED:  
TOTAL LOW/MOD: 0  
TOTAL LOW: 0  
TOTAL EXTREMELY LOW: 0  
TOTAL FEMALE HEADED: 0

ACCOMPLISHMENTS BY YEAR:

REPORT YEAR	PROPOSED TYPE	PROPOSED UNITS	ACTUAL TYPE	ACTUAL UNITS
2004		0		0
TOTAL:		0		0

ACCOMPLISHMENT NARRATIVE: THIS ACTIVITY RESPONSIBLE FOR THE PLANNING, OVERSIGHT, COORDINATION, STAFF SUPERVISION, MONITORING AND EVALUATION, CONTRACTING, RECORD-KEEPING, AND OVERALL PROGRAM MANAGEMENT OF THE CDBG PROGRAM. TECHNICAL ASSISTANCE WILL ALSO BE PROVIDED FOR SPECIAL PROJECTS THAT FOSTER HOUSING AND COMMUNITY DEVELOPMENT ACTIVITIES.

EXTENDED ACTIVITY NARRATIVE: \*\*\*\*\*

U.S. DEPARTMENT OF HOUSING AND URBAN DEVELOPMENT  
OFFICE OF COMMUNITY PLANNING AND DEVELOPMENT  
INTEGRATED DISBURSEMENT AND INFORMATION SYSTEM  
CDBG ACTIVITY SUMMARY REPORT (GPR) FOR PROGRAM YEAR 2004  
10-01-2004 TO 09-30-2005  
HARLINGEN, TX

PGM YEAR: 2004  
PROJECT: 0003 - NORTHWEST AREA DRAINAGE PROJECT  
ACTIVITY: 503 - NORTHWEST DRAINAGE PROJECT  
STATUS: UNDERWAY  
LOCATION: HARLINGEN, TX 78550  
DESCRIPTION: COMPLETION OF THE DESIGN PHASE AND STARTING CONSTRUCTION  
COSTS OF THE NORTHWEST AREA DRAINAGE IMPROVEMENT PROJECT.  
MATRIX CODE: 03I REG CITATION: 570.201(c) NATIONAL OBJ: LMA

FINANCING:		TOTAL #		#HISPANIC
INITIAL FUNDING DATE:	10-26-04	WHITE:	0	0
ACTIVITY ESTIMATE:	427,214.31	BLACK/AFRICAN AMERICAN:	0	0
FUNDED AMOUNT:	427,214.31	ASIAN:	0	0
UNLIQ OBLIGATIONS:	0.00	AMERICAN INDIAN/ALASKAN NATIVE:	0	0
DRAWN THRU PGM YR:	18,735.53	NATIVE HAWAIIAN/OTHER PACIFIC ISLANDER:	0	0
DRAWN IN PGM YR:	18,735.53	AMERICAN INDIAN/ALASKAN NATIVE & WHITE:	0	0
		ASIAN & WHITE:	0	0
		BLACK/AFRICAN AMERICAN & WHITE:	0	0
		AM. INDIAN/ALASKAN NATIVE & BLACK/AFRICAN AM:	0	0
		OTHER MULTI-RACIAL:	0	0
		TOTAL:	0	0

ACCOMPLISHMENTS BY YEAR:

REPORT YEAR	PROPOSED TYPE	PROPOSED UNITS	ACTUAL TYPE	ACTUAL UNITS
2004	11 - PUBLIC FACILITIES	1	11 - PUBLIC FACILITIES	0
TOTAL:		1		0
PERCENT LOW / MOD:	63.00			

ACCOMPLISHMENT NARRATIVE: PROJECT DESIGN AND SPECIFICATIONS FO THE ENTIRE NORTHWEST AREA DRAINAGE PROJECT COMPLETED AS OF SEPTEMBER 30, 2005. PHASE I & II OF THE TOPOGRAPHICAL SURVEY AND MAPPING IS ALSO COMPLETE. THE PROJECT WILL BE BID OUT THE 1ST AND 2ND WEEK OF OCTOBER 2005. ESTIMATED AWARD DATE IS NOVEMBER 16, 2005. FUNDS IN THE AMOUNT OF \$2014.31 WERE REPROGRAMMED INTO THIS ACTIVITY FROM ACTIVITY #504.

EXTENDED ACTIVITY NARRATIVE: \*\*\*\*\*





U.S. DEPARTMENT OF HOUSING AND URBAN DEVELOPMENT  
OFFICE OF COMMUNITY PLANNING AND DEVELOPMENT  
INTEGRATED DISBURSEMENT AND INFORMATION SYSTEM  
CDBG ACTIVITY SUMMARY REPORT (GPR) FOR PROGRAM YEAR 2004  
10-01-2004 TO 09-30-2005  
HARLINGEN, TX

PGM YEAR: 2004  
PROJECT: 0005 - NRSA SIDEWALK IMPROVEMENTS  
ACTIVITY: 505 - NRSA SIDEWALK IMPROVEMENTS  
STATUS: FUNDS BUDGETED

MATRIX CODE: 03L REG CITATION: 570.201(c) NATIONAL OBJ: LMA

LOCATION: CENSUS TRACT 111 BLOCK GROUPS 1-4  
HARLINGEN, TX 78550

DESCRIPTION: CONSTRUCTION OF .7 MILES OF SIDEWALK INCLUDING HANDICAP ACCESSIBLE ENTRANCES.

FINANCING:  
INITIAL FUNDING DATE: 10-26-04  
ACTIVITY ESTIMATE: 10,000.00  
FUNDED AMOUNT: 10,000.00  
UNLIQ OBLIGATIONS: 0.00  
DRAWN THRU PGM YR: 0.00  
DRAWN IN PGM YR: 0.00

	TOTAL #	#HISPANIC
WHITE:	0	0
BLACK/AFRICAN AMERICAN:	0	0
ASIAN:	0	0
AMERICAN INDIAN/ALASKAN NATIVE:	0	0
NATIVE HAWAIIAN/OTHER PACIFIC ISLANDER:	0	0
AMERICAN INDIAN/ALASKAN NATIVE & WHITE:	0	0
ASIAN & WHITE:	0	0
BLACK/AFRICAN AMERICAN & WHITE:	0	0
AM.INDIAN/ALASKAN NATIVE & BLACK/AFRICAN AM:	0	0
OTHER MULTI-RACIAL:	0	0
TOTAL:	0	0

NUMBER OF ASSISTED:  
TOTAL LOW/MOD: 0  
TOTAL LOW: 0  
TOTAL EXTREMELY LOW: 0  
TOTAL FEMALE HEADED: 0

ACCOMPLISHMENTS BY YEAR:

REPORT YEAR	PROPOSED TYPE	PROPOSED UNITS	ACTUAL TYPE	ACTUAL UNITS
2004	01 - PEOPLE (GENERAL)	3,231	01 - PEOPLE (GENERAL)	0
TOTAL:		3,231		0
PERCENT LOW / MOD:	73.00			

ACCOMPLISHMENT NARRATIVE: PLANS AND SPECIFICATIONS FOR SIDEWALK IMPROVEMENTS ARE STILL IN THE DEVELOPMENT STAGES. 9/30/2005.

EXTENDED ACTIVITY NARRATIVE: \*\*\*\*\*

U.S. DEPARTMENT OF HOUSING AND URBAN DEVELOPMENT  
OFFICE OF COMMUNITY PLANNING AND DEVELOPMENT  
INTEGRATED DISBURSEMENT AND INFORMATION SYSTEM  
CDBG ACTIVITY SUMMARY REPORT (GPR) FOR PROGRAM YEAR 2004  
10-01-2004 TO 09-30-2005  
HARLINGEN, TX

PGM YEAR: 2004

PROJECT: 0006 - CLEARANCE AND DEMOLITION  
ACTIVITY: 506 - CLEARANCE AND DEMOLITION  
STATUS: UNDERWAY

MATRIX CODE: 04 REG CITATION: 570.201(d) NATIONAL OBJ: SBS

LOCATION:

COMMUNITY-WIDE  
HARLINGEN, TX 78550

DESCRIPTION:

REMOVAL OF DILAPIDATED STRUCTURES WHICH POSE A HEALTH AND SAFETY HAZARD TO THE  
CITIZENS OF HARLINGEN.

FINANCING:

INITIAL FUNDING DATE: 10-26-04  
ACTIVITY ESTIMATE: 33,618.00  
FUNDED AMOUNT: 33,587.50  
UNLIQ OBLIGATIONS: 0.00  
DRAWN THRU PGM YR: 1,801.55  
DRAWN IN PGM YR: 1,801.55

	TOTAL #	#HISPANIC
WHITE:	0	0
BLACK/AFRICAN AMERICAN:	0	0
ASIAN:	0	0
AMERICAN INDIAN/ALASKAN NATIVE:	0	0
NATIVE HAWAIIAN/OTHER PACIFIC ISLANDER:	0	0
AMERICAN INDIAN/ALASKAN NATIVE & WHITE:	0	0
ASIAN & WHITE:	0	0
BLACK/AFRICAN AMERICAN & WHITE:	0	0
AM. INDIAN/ALASKAN NATIVE & BLACK/AFRICAN AM:	0	0
OTHER MULTI-RACIAL:	0	0
TOTAL:	0	0

NUMBER OF ASSISTED:

TOTAL LOW/MOD: 0  
TOTAL LOW: 0  
TOTAL EXTREMELY LOW: 0  
TOTAL FEMALE HEADED: 0

ACCOMPLISHMENTS BY YEAR:

REPORT YEAR	PROPOSED TYPE	PROPOSED UNITS	ACTUAL TYPE	ACTUAL UNITS
2004	10 - HOUSING UNITS	15	10 - HOUSING UNITS	0
TOTAL:		15		0

ACCOMPLISHMENT NARRATIVE:

ALL REMAINING FUNDS IN YEAR 28 (2002) EXPENDED AS OF 5/25/05.  
FUNDS USED TO PARTIALLY DEMOLISH UNSAFE STRUCTURE LOCATED AT 624 S. K  
ST. FUNDS WERE ALSO USED FOR CONDEMNATION NOTICE PUBLICATIONS, TITLE  
SEARCH, AND LIEN RECORDING FEE. SEVERAL PROJECTS PENDING SITE-SPECIFIC  
ENVIRONMENTAL CLEARANCE AND REQUIRED NOTIFICATIONS.

EXTENDED ACTIVITY NARRATIVE:

\*\*\*\*\*

U.S. DEPARTMENT OF HOUSING AND URBAN DEVELOPMENT  
OFFICE OF COMMUNITY PLANNING AND DEVELOPMENT  
INTEGRATED DISBURSEMENT AND INFORMATION SYSTEM  
CDBG ACTIVITY SUMMARY REPORT (GPR) FOR PROGRAM YEAR 2004  
10-01-2004 TO 09-30-2005  
HARLINGEN, TX

PGM YEAR: 2004  
PROJECT: 0007 - PS-BOY'S & GIRL'S CLUB OF HARLINGEN  
ACTIVITY: 507 - BOY'S & GIRL'S CLUB OF HARLINGEN MATRIX CODE: 05D REG CITATION: 570.201(e) NATIONAL OBJ: LMC  
STATUS: COMPLETED 09-30-05

LOCATION: 1215 RANGERVILLE RD.  
2500 BRIAR  
1100 SOUTH M ST.  
HARLINGEN, TX 78550  
DESCRIPTION: FUNDS WILL BE USED FOR THE PROGRAM DEVELOPMENT (SALARIES) AND UTILITY PAYMENT ASSISTANCE FOR THREE SATELLITE UNITS LOCATED WITHIN OR ADJACENT TO PUBLIC HOUSING AUTHORITIES.

FINANCING:			TOTAL #	#HISPANIC
INITIAL FUNDING DATE:	11-01-04	WHITE:	624	593
ACTIVITY ESTIMATE:	88,000.00	BLACK/AFRICAN AMERICAN:	1	0
FUNDED AMOUNT:	88,000.00	ASIAN:	3	0
UNLIQ OBLIGATIONS:	0.00	AMERICAN INDIAN/ALASKAN NATIVE:	0	0
DRAWN THRU PGM YR:	88,000.00	NATIVE HAWAIIAN/OTHER PACIFIC ISLANDER:	0	0
DRAWN IN PGM YR:	88,000.00	AMERICAN INDIAN/ALASKAN NATIVE & WHITE:	0	0
		ASIAN & WHITE:	0	0
		BLACK/AFRICAN AMERICAN & WHITE:	0	0
		AM.INDIAN/ALASKAN NATIVE & BLACK/AFRICAN AM:	0	0
		OTHER MULTI-RACIAL:	2	0
		TOTAL:	630	593

NUMBER OF PERSONS ASSISTED:  
TOTAL LOW/MOD: 630  
TOTAL LOW: 0  
TOTAL EXTREMELY LOW: 0  
TOTAL FEMALE HEADED: 189

ACCOMPLISHMENTS BY YEAR:		PROPOSED UNITS	ACTUAL TYPE	ACTUAL UNITS
REPORT YEAR	PROPOSED TYPE			
2004	01 - PEOPLE (GENERAL)	700	01 - PEOPLE (GENERAL)	630
TOTAL:		700		630

ACCOMPLISHMENT NARRATIVE: FUNDS WERE USED TO PARTIALLY PAY THE SALARIES OF UNIT COORDINATORS AT THREE SATELLITE UNITS ALL OF WHICH ARE LOCATED WITHIN OR ADJACENT TO PUBLIC HOUSING AUTHORITY COMMUNITIES. TOTAL MEMBERSHIP AT ALL THREE SATELLITE UNITS AS OF SEPTEMBER 30, 2005 WAS 630 BOYS AND GIRLS OF ALL AGES.

EXTENDED ACTIVITY NARRATIVE: \*\*\*\*\*

U.S. DEPARTMENT OF HOUSING AND URBAN DEVELOPMENT  
OFFICE OF COMMUNITY PLANNING AND DEVELOPMENT  
INTEGRATED DISBURSEMENT AND INFORMATION SYSTEM  
CDBG ACTIVITY SUMMARY REPORT (GPR) FOR PROGRAM YEAR 2004  
10-01-2004 TO 09-30-2005  
HARLINGEN, TX

PGM YEAR: 2004  
PROJECT: 0008 - PS-LOAVES & FISHE OF THE RIO GRANDE VALLEY, INC.  
ACTIVITY: 508 - LOAVES & FISHERS MATRIX CODE: 05 REG CITATION: 570.201(e) NATIONAL OBJ: LMC  
STATUS: COMPLETED 09-30-05

LOCATION:	DESCRIPTION:
507 NORTH 1ST STREET	CONTINUED SUPPORT OF THE JOB SHOP WHICH PROVIDES JOB PLACEMENT SERVICES AND
HARLINGEN, TX 78550	TRAINING TO THE HOMELESS AND INDIGENT RESIDENTS OF OUR COMMUNITY
FINANCING:	TOTAL # #HISPANIC
INITIAL FUNDING DATE: 11-03-04	WHITE: 251 207
ACTIVITY ESTIMATE: 18,000.00	BLACK/AFRICAN AMERICAN: 3 0
FUNDED AMOUNT: 18,000.00	ASIAN: 1 0
UNLIQ OBLIGATIONS: 0.00	AMERICAN INDIAN/ALASKAN NATIVE: 0 0
DRAWN THRU PGM YR: 18,000.00	NATIVE HAWAIIAN/OTHER PACIFIC ISLANDER: 0 0
DRAWN IN PGM YR: 18,000.00	AMERICAN INDIAN/ALASKAN NATIVE & WHITE: 0 0
	ASIAN & WHITE: 0 0
NUMBER OF PERSONS ASSISTED:	BLACK/AFRICAN AMERICAN & WHITE: 0 0
TOTAL LOW/MOD: 255	AM.INDIAN/ALASKAN NATIVE & BLACK/AFRICAN AM: 0 0
TOTAL LOW: 0	OTHER MULTI-RACIAL: 0 0
TOTAL EXTREMELY LOW: 255	
TOTAL FEMALE HEADED: 75	
	TOTAL: 255 207

ACCOMPLISHMENTS BY YEAR:			
REPORT YEAR	PROPOSED TYPE	PROPOSED UNITS	ACTUAL UNITS
2004	01 - PEOPLE (GENERAL)	360	255
TOTAL:		360	255

ACCOMPLISHMENT NARRATIVE: FUNDS WERE USED TO PARTIALLY PAY THE SALARIES AND BENEFITS OF TWO JOB TRAINERS AT THE JOB SHOP. JOB TRAINERS PROVIDED JOB PLACEMENT SERVICES TO 255 CLIENTS AS OF SEPTEMBER 30, 2005. 106 HARLINGEN RESIDENTS FOUND FULL-TIME EMPLOYMENT AND 47 RESIDENTS FOUND PART-TIME WORK. 12 RESIDENTS WERE ENROLLED IN A 1 OR 2 -YEAR CERTIFICATION PROGRAM AT TEXAS STATE TECHNICAL COLLEGE.

EXTENDED ACTIVITY NARRATIVE: \*\*\*\*\*

U.S. DEPARTMENT OF HOUSING AND URBAN DEVELOPMENT  
OFFICE OF COMMUNITY PLANNING AND DEVELOPMENT  
INTEGRATED DISBURSEMENT AND INFORMATION SYSTEM  
CDBG ACTIVITY SUMMARY REPORT (GPR) FOR PROGRAM YEAR 2004  
10-01-2004 TO 09-30-2005  
HARLINGEN, TX

PGM YEAR: 2004  
PROJECT: 0009 - PS-DENTISTS WHO CARE, INC.  
ACTIVITY: 509 - DENTISTS WHO CARE  
STATUS: COMPLETED 09-30-05

MATRIX CODE: 05M REG CITATION: 570.201(e) NATIONAL OBJ: LMC

LOCATION: 622 W. BUCHANAN, STE. B  
HARLINGEN, TX 78550  
DESCRIPTION: WILL PROVIDE DENTAL HEALTH SERVICES TO LOW AND MODERATE INCOME CHILDREN THROUGH A MOBILE DENTAL UNIT AND VALLEY SMILES COUPON PROGRAM.

FINANCING:		TOTAL #		#HISPANIC
INITIAL FUNDING DATE:	11-03-04	WHITE:	290	290
ACTIVITY ESTIMATE:	18,000.00	BLACK/AFRICAN AMERICAN:	0	0
FUNDED AMOUNT:	18,000.00	ASIAN:	0	0
UNLIQ OBLIGATIONS:	0.00	AMERICAN INDIAN/ALASKAN NATIVE:	0	0
DRAWN THRU PGM YR:	18,000.00	NATIVE HAWAIIAN/OTHER PACIFIC ISLANDER:	0	0
DRAWN IN PGM YR:	18,000.00	AMERICAN INDIAN/ALASKAN NATIVE & WHITE:	0	0
		ASIAN & WHITE:	1	0
		BLACK/AFRICAN AMERICAN & WHITE:	0	0
		AM. INDIAN/ALASKAN NATIVE & BLACK/AFRICAN AM:	0	0
		OTHER MULTI-RACIAL:	0	0
		TOTAL:	291	290

NUMBER OF PERSONS ASSISTED:  
TOTAL LOW/MOD: 291  
TOTAL LOW: 0  
TOTAL EXTREMELY LOW: 0  
TOTAL FEMALE HEADED: 159

ACCOMPLISHMENTS BY YEAR:

REPORT YEAR	PROPOSED TYPE	PROPOSED UNITS	ACTUAL TYPE	ACTUAL UNITS
2004	01 - PEOPLE (GENERAL)	250	01 - PEOPLE (GENERAL)	291
TOTAL:		250		291

ACCOMPLISHMENT NARRATIVE: AS OF SEPTEMBER 30 ,2005, 291 LOW-INCOME SCHOOL CHILDREN RECEIVED DENTAL EXAMS, X-RAYS, AND TREATMENT VIA THE MOBILE DENTAL UNIT AND VALLEY SMILES COUPON PROGRAM ADMINISTERED BY DENTISTS WHO CARE.

EXTENDED ACTIVITY NARRATIVE: \*\*\*\*\*

U.S. DEPARTMENT OF HOUSING AND URBAN DEVELOPMENT  
OFFICE OF COMMUNITY PLANNING AND DEVELOPMENT  
INTEGRATED DISBURSEMENT AND INFORMATION SYSTEM  
CDBG ACTIVITY SUMMARY REPORT (GPR) FOR PROGRAM YEAR 2004  
10-01-2004 TO 09-30-2005  
HARLINGEN, TX

PGM YEAR: 2004  
PROJECT: 0010 - PS-END OF THE ROAD MINISTRIES, INC.  
ACTIVITY: 510 - END OF THE ROAD MINISTRIES  
STATUS: COMPLETED 09-30-05  
LOCATION: 311 W. HARRISON  
HARLINGEN, TX 78550  
FINANCING: INITIAL FUNDING DATE: 11-03-04  
MATRIX CODE: 05  
REG CITATION: 570.201(e)  
NATIONAL OBJ: LMC

DESCRIPTION:  
UTILITY PAYMENT ASSISTANCE FOR THE SOUP KITCHEN AND HOMELESSSHELTERS OPERATED BY  
END OF THE ROAD MINISTRIES.

	TOTAL #	#HISPANIC
WHITE:	1,125	639
BLACK/AFRICAN AMERICAN:	26	0
ASIAN:	3	0
AMERICAN INDIAN/ALASKAN NATIVE:	0	0
NATIVE HAWAIIAN/OTHER PACIFIC ISLANDER:	0	0
AMERICAN INDIAN/ALASKAN NATIVE & WHITE:	0	0
ASIAN & WHITE:	0	0
BLACK/AFRICAN AMERICAN & WHITE:	0	0
AM.INDIAN/ALASKAN NATIVE & BLACK/AFRICAN AM:	0	0
OTHER MULTI-RACIAL:	0	0
TOTAL:	1,154	639

ACTIVITY ESTIMATE: 12,000.00  
FUNDED AMOUNT: 12,000.00  
UNLIQ OBLIGATIONS: 0.00  
DRAWN THRU PGM YR: 12,000.00  
DRAWN IN PGM YR: 12,000.00

NUMBER OF PERSONS ASSISTED:  
TOTAL LOW/MOD: 1,154  
TOTAL LOW: 0  
TOTAL EXTREMELY LOW: 1,154  
TOTAL FEMALE HEADED: 29

ACCOMPLISHMENTS BY YEAR:

REPORT YEAR	PROPOSED TYPE	PROPOSED UNITS	ACTUAL TYPE	ACTUAL UNITS
2004	01 - PEOPLE (GENERAL)	1,300	01 - PEOPLE (GENERAL)	1,154
TOTAL:		1,300		1,154

ACCOMPLISHMENT NARRATIVE: END OF THE ROAD MINISTRIES PROVIDED EMERGENCY SHELTER TO 1,154 HOMELESS PERSONS AS OF SEPTEMBER 30, 2005. HOMELESS PERSONS WERE ALSO PROVIDED 3 HOT MEALS VIA THE SOUP KITCHEN, CLOTHING, MEDICAL CARE, TRANSPORTATION TO MEDICAL FACILITIES, COUNSELING, AND OTHER SERVICES. REIMBURSEMENTS WERE TEMPORARILY SUSPENDED IN FEBRUARY FOR NONCOMPLIANCE, BUT HAVE SINCE BEEN RESTORED.

EXTENDED ACTIVITY NARRATIVE: \*\*\*\*\*

U.S. DEPARTMENT OF HOUSING AND URBAN DEVELOPMENT  
OFFICE OF COMMUNITY PLANNING AND DEVELOPMENT  
INTEGRATED DISBURSEMENT AND INFORMATION SYSTEM  
CDBG ACTIVITY SUMMARY REPORT (GPR) FOR PROGRAM YEAR 2004  
10-01-2004 TO 09-30-2005  
HARLINGEN, TX

PGM YEAR: 2004  
PROJECT: 0011 - PS-CAMERON COUNTY CHILDREN ADVOCACY CENTERS, INC.  
ACTIVITY: 511 - CCCAC, INC. MATRIX CODE: 05N REG CITATION: 570.201(e) NATIONAL OBJ: LMC  
STATUS: COMPLETED 09-30-05

LOCATION: COMMUNITY WIDE DESCRIPTION: WILL PARTIALLY FUND TWO STAFF POSITIONS AT "MAGGIE'S HOUSE."  
HARLINGEN, TX 78550

FINANCING:		TOTAL #	#HISPANIC
INITIAL FUNDING DATE:	11-03-04	228	219
ACTIVITY ESTIMATE:	10,000.00	3	0
FUNDED AMOUNT:	10,000.00	0	0
UNLIQ OBLIGATIONS:	0.00	0	0
DRAWN THRU PGM YR:	10,000.00	0	0
DRAWN IN PGM YR:	10,000.00	0	0
	WHITE:		
	BLACK/AFRICAN AMERICAN:		
	ASIAN:		
	AMERICAN INDIAN/ALASKAN NATIVE:		
	NATIVE HAWAIIAN/OTHER PACIFIC ISLANDER:		
	AMERICAN INDIAN/ALASKAN NATIVE & WHITE:		
	ASIAN & WHITE:		

NUMBER OF PERSONS ASSISTED:		BLACK/AFRICAN AMERICAN & WHITE:	0	0
TOTAL LOW/MOD:	241	AM.INDIAN/ALASKAN NATIVE & BLACK/AFRICAN AM:	0	0
TOTAL LOW:	0	OTHER MULTI-RACIAL:	10	0
TOTAL EXTREMELY LOW:	0			
TOTAL FEMALE HEADED:	48			
		TOTAL:	241	219

ACCOMPLISHMENTS BY YEAR:		PROPOSED UNITS	ACTUAL TYPE	ACTUAL UNITS
REPORT YEAR	PROPOSED TYPE			
2004	01 - PEOPLE (GENERAL)	200	01 - PEOPLE (GENERAL)	241
TOTAL:		200		241

ACCOMPLISHMENT NARRATIVE: AS OF SEPTEMBER 30, 2005, 241 CHILD VICTIMS OF SEXUAL AND PHYSICAL ABUSE WERE INTERVIEWED BY THE FORENSIC INTERVIEWER. CCCAC (MAGGIE'S HOUSE) PERSONNEL ALSO PROVIDED COUNSELING TO CHILD VICTIMS AND THEIR FAMILIES BY UTILIZING LOCAL COMMUNITY RESOURCES AND CHILD ADVOCATE.

EXTENDED ACTIVITY NARRATIVE: \*\*\*\*\*

U.S. DEPARTMENT OF HOUSING AND URBAN DEVELOPMENT  
 OFFICE OF COMMUNITY PLANNING AND DEVELOPMENT  
 INTEGRATED DISBURSEMENT AND INFORMATION SYSTEM  
 CDBG ACTIVITY SUMMARY REPORT (GPR) FOR PROGRAM YEAR 2004  
 10-01-2004 TO 09-30-2005  
 HARLINGEN, TX

PGM YEAR: 2004  
 PROJECT: 0012 - PS-FAMILY CRISIS CENTER  
 ACTIVITY: 512 - FAMILY CRISIS CENTER MATRIX CODE: 05N REG CITATION: 570.201(e) NATIONAL OBJ: LMC  
 STATUS: COMPLETED 09-30-05

LOCATION: 1602 W. HARRISON HARLINGEN, TX 78550  
 DESCRIPTION: WILL PARTIALLY FUND THE SALARY AND BENEFITS OF THE CHILD ADVOCATE, WHO PROVIDES COUNSELING AND AFTER-SCHOOL ACTIVITIES TO CHILDREN RESIDING AT THE SHELTER.

FINANCING:		TOTAL #		#HISPANIC
INITIAL FUNDING DATE:	11-03-04	WHITE:	307	300
ACTIVITY ESTIMATE:	8,000.00	BLACK/AFRICAN AMERICAN:	0	0
FUNDED AMOUNT:	8,000.00	ASIAN:	0	0
UNLIQ OBLIGATIONS:	0.00	AMERICAN INDIAN/ALASKAN NATIVE:	0	0
DRAWN THRU PGM YR:	8,000.00	NATIVE HAWAIIAN/OTHER PACIFIC ISLANDER:	0	0
DRAWN IN PGM YR:	8,000.00	AMERICAN INDIAN/ALASKAN NATIVE & WHITE:	0	0
		ASIAN & WHITE:	0	0
NUMBER OF PERSONS ASSISTED:		BLACK/AFRICAN AMERICAN & WHITE:	0	0
TOTAL LOW/MOD:	309	AM.INDIAN/ALASKAN NATIVE & BLACK/AFRICAN AM:	0	0
TOTAL LOW:	0	OTHER MULTI-RACIAL:	2	0
TOTAL EXTREMELY LOW:	309			
TOTAL FEMALE HEADED:	148			
		TOTAL:	309	300

ACCOMPLISHMENTS BY YEAR:

REPORT YEAR	PROPOSED TYPE	PROPOSED UNITS	ACTUAL TYPE	ACTUAL UNITS
2004	01 - PEOPLE (GENERAL)	200	01 - PEOPLE (GENERAL)	309
TOTAL:		200		309

ACCOMPLISHMENT NARRATIVE: THE CHILD ADVOCATE PROVIDED CRISIS INTERVENTION, SUPPORT GROUP, RECREATIONAL ACTIVITIES, FOLLOW-UP AND REFERRAL SERVICES TO 309 CHILD VICTIMS OF DOMESTIC VIOLENCE AS OF AUGUST 31, 2005. NUMBERS FOR SEPTEMBER 2005 WILL NOT BE AVAILABLE UNTIL OCTOBER 10, 2005.

EXTENDED ACTIVITY NARRATIVE: \*\*\*\*\*

U.S. DEPARTMENT OF HOUSING AND URBAN DEVELOPMENT  
 OFFICE OF COMMUNITY PLANNING AND DEVELOPMENT  
 INTEGRATED DISBURSEMENT AND INFORMATION SYSTEM  
 CDBG ACTIVITY SUMMARY REPORT (GPR) FOR PROGRAM YEAR 2004  
 10-01-2004 TO 09-30-2005  
 HARLINGEN, TX

PGM YEAR: 2004  
 PROJECT: 0013 - PS-COURT APPOINTED SPECIAL ADVOCATES  
 ACTIVITY: 513 - CASA  
 STATUS: COMPLETED 09-30-05  
 LOCATION: HARLINGEN, TX 78550  
 MATRIX CODE: 05N REG CITATION: 570.201(e) NATIONAL OBJ: LMC

DESCRIPTION:  
 WILL PARTIALLY FUND (1/3) OF THE VOLUNTEER COORDINATOR/CASE MANAGER'S SALARY WHO TRAINS LOCAL CITIZENS TO BECOME COURT APPOINTED SPECIAL ADVOCATES FOR ABUSED CHILDREN.

FINANCING:		TOTAL #	#HISPANIC
INITIAL FUNDING DATE:	11-03-04	WHITE:	58
ACTIVITY ESTIMATE:	8,000.00	BLACK/AFRICAN AMERICAN:	0
FUNDED AMOUNT:	8,000.00	ASIAN:	0
UNLIQ OBLIGATIONS:	0.00	AMERICAN INDIAN/ALASKAN NATIVE:	0
DRAWN THRU PGM YR:	8,000.00	NATIVE HAWAIIAN/OTHER PACIFIC ISLANDER:	0
DRAWN IN PGM YR:	8,000.00	AMERICAN INDIAN/ALASKAN NATIVE & WHITE:	0
		ASIAN & WHITE:	0
		BLACK/AFRICAN AMERICAN & WHITE:	0
		AM. INDIAN/ALASKAN NATIVE & BLACK/AFRICAN AM:	0
		OTHER MULTI-RACIAL:	0
		TOTAL:	58
			57

NUMBER OF PERSONS ASSISTED:  
 TOTAL LOW/MOD: 58  
 TOTAL LOW: 0  
 TOTAL EXTREMELY LOW: 0  
 TOTAL FEMALE HEADED: 26

ACCOMPLISHMENTS BY YEAR:

REPORT YEAR	PROPOSED TYPE	PROPOSED UNITS	ACTUAL TYPE	ACTUAL UNITS
2004	01 - PEOPLE (GENERAL)	95	01 - PEOPLE (GENERAL)	58
TOTAL:		95		58

ACCOMPLISHMENT NARRATIVE: THE CASE MANAGER AND VOLUNTEER CHILD ADVOCATES HAVE SERVED AS THE EYES AND EARS OF THE COURT BY GATHERING REVELANT INFORMATION ABOUT CHILDREN THAT HAVE BEEN REMOVED FROM THEIR HOMES DUE TO ABUSE AND NEGLECT, AND ARE CURRENTLY IN FOSTER CARE UNDER THE CONSERVATORSHIP OF CHILD PROTECTIVE SERVICES. CASA PROVIDED SERVICES TO 58 CHILDREN AS OF SEPTEMBER 2005.

EXTENDED ACTIVITY NARRATIVE: \*\*\*\*\*

U.S. DEPARTMENT OF HOUSING AND URBAN DEVELOPMENT  
OFFICE OF COMMUNITY PLANNING AND DEVELOPMENT  
INTEGRATED DISBURSEMENT AND INFORMATION SYSTEM  
CDBG ACTIVITY SUMMARY REPORT (GPR) FOR PROGRAM YEAR 2004  
10-01-2004 TO 09-30-2005  
HARLINGEN, TX

PGM YEAR: 2004  
PROJECT: 0014 - PS-GIRL SCOUTS--TIP OF TEXAS  
ACTIVITY: 514 - GIRL SCOUTS TIP OF TEXAS  
STATUS: COMPLETED 09-30-05

MATRIX CODE: 05D REG CITATION: 570.201(e) NATIONAL OBJ: LMC

LOCATION:  
601 SOUTH J STREET  
1111 NORTH B STREET  
HARLINGEN, TX 78550

DESCRIPTION:  
FUNDS WILL PROVIDE SCHOLARSHIPS TO QUALIFYING GIRLS TO COVER MEMBERSHIP DUES,  
PATCHES, BADGES, HANDBOOKS, SASHES AND PINS AS PART OF THE OUTREACH PROGRAM.

FINANCING:  
INITIAL FUNDING DATE: 11-03-04  
ACTIVITY ESTIMATE: 5,000.00  
FUNDED AMOUNT: 5,000.00  
UNLIQ OBLIGATIONS: 0.00  
DRAWN THRU PGM YR: 5,000.00  
DRAWN IN PGM YR: 5,000.00

	TOTAL #	#HISPANIC
WHITE:	143	143
BLACK/AFRICAN AMERICAN:	0	0
ASIAN:	0	0
AMERICAN INDIAN/ALASKAN NATIVE:	0	0
NATIVE HAWAIIAN/OTHER PACIFIC ISLANDER:	0	0
AMERICAN INDIAN/ALASKAN NATIVE & WHITE:	0	0
ASIAN & WHITE:	0	0
BLACK/AFRICAN AMERICAN & WHITE:	0	0
AM. INDIAN/ALASKAN NATIVE & BLACK/AFRICAN AM:	0	0
OTHER MULTI-RACIAL:	0	0
<b>TOTAL:</b>	<b>143</b>	<b>143</b>

NUMBER OF PERSONS ASSISTED:  
TOTAL LOW/MOD: 143  
TOTAL LOW: 0  
TOTAL EXTREMELY LOW: 0  
TOTAL FEMALE HEADED: 43

ACCOMPLISHMENTS BY YEAR:

REPORT YEAR	PROPOSED TYPE	PROPOSED UNITS	ACTUAL TYPE	ACTUAL UNITS
2004	01 - PEOPLE (GENERAL)	125	01 - PEOPLE (GENERAL)	143
<b>TOTAL:</b>		<b>125</b>		<b>143</b>

ACCOMPLISHMENT NARRATIVE: AS OF SEPTEMBER 30, 2005, 143 INCOME QUALIFYING GIRLS WERE REGISTERED AS GIRL SCOUTS AT ZAVALA AND JEFFERSON ELEMENTARY SCHOOLS. BOTH SCHOOLS ARE LOCATED WITHIN LOW AND MODERATE INCOME CENSUS TRACTS.

EXTENDED ACTIVITY NARRATIVE: \*\*\*\*\*

U.S. DEPARTMENT OF HOUSING AND URBAN DEVELOPMENT  
OFFICE OF COMMUNITY PLANNING AND DEVELOPMENT  
INTEGRATED DISBURSEMENT AND INFORMATION SYSTEM  
CDBG ACTIVITY SUMMARY REPORT (GPR) FOR PROGRAM YEAR 2004  
10-01-2004 TO 09-30-2005  
HARLINGEN, TX

PGM YEAR: 2004  
PROJECT: 0015 - PS-AREA AGENCY ON AGING  
ACTIVITY: 515 - AREA AGENCY ON AGING  
STATUS: COMPLETED 09-30-05

MATRIX CODE: 05A REG CITATION: 570.201(e) NATIONAL OBJ: LMC

LOCATION: 513 E. JACKSON, SUITE 223  
HARLINGEN, TX 78550  
DESCRIPTION: FRAIL ELDERLY WILL BE ELIBLE TO RECEIVE UP TO \$250 IN ASSISTANCE FOR THE  
PURCHASE OF PRESCRIPTION MEDICATIONS.

FINANCING:		TOTAL #		#HISPANIC
INITIAL FUNDING DATE:	11-03-04	WHITE:	19	15
ACTIVITY ESTIMATE:	5,000.00	BLACK/AFRICAN AMERICAN:	0	0
FUNDED AMOUNT:	5,000.00	ASIAN:	0	0
UNLIQ OBLIGATIONS:	0.00	AMERICAN INDIAN/ALASKAN NATIVE:	0	0
DRAWN THRU PGM YR:	5,000.00	NATIVE HAWAIIAN/OTHER PACIFIC ISLANDER:	0	0
DRAWN IN PGM YR:	5,000.00	AMERICAN INDIAN/ALASKAN NATIVE & WHITE:	0	0
		ASIAN & WHITE:	0	0
		BLACK/AFRICAN AMERICAN & WHITE:	0	0
		AM.INDIAN/ALASKAN NATIVE & BLACK/AFRICAN AM:	0	0
		OTHER MULTI-RACIAL:	0	0
		TOTAL:	19	15

NUMBER OF PERSONS ASSISTED:  
TOTAL LOW/MOD: 19  
TOTAL LOW: 0  
TOTAL EXTREMELY LOW: 19  
TOTAL FEMALE HEADED: 5

ACCOMPLISHMENTS BY YEAR:		PROPOSED UNITS	ACTUAL TYPE	ACTUAL UNITS
REPORT YEAR	PROPOSED TYPE			
2004	01 - PEOPLE (GENERAL)	20	01 - PEOPLE (GENERAL)	19
TOTAL:		20		19

ACCOMPLISHMENT NARRATIVE: AAA PROVIDED 19 ELDERLY RESIDENTS WITH PRESCRIPTION MEDICATION ASSISTANCE OF UP TO \$300 AS OF SEPTEMBER 30, 2005.

EXTENDED ACTIVITY NARRATIVE: \*\*\*\*\*

U.S. DEPARTMENT OF HOUSING AND URBAN DEVELOPMENT  
OFFICE OF COMMUNITY PLANNING AND DEVELOPMENT  
INTEGRATED DISBURSEMENT AND INFORMATION SYSTEM  
CDBG ACTIVITY SUMMARY REPORT (GPR) FOR PROGRAM YEAR 2004  
10-01-2004 TO 09-30-2005  
HARLINGEN, TX

PGM YEAR: 2004  
PROJECT: 0018 - HOUSING REHABILITATION LOAN PROGRAM  
ACTIVITY: 517 - HOUSING REHAB ADMINISTRATION MATRIX CODE: 14H REG CITATION: 570.202 NATIONAL OBJ: LMH  
STATUS: UNDERWAY

LOCATION: 502 E. TYLER HARLINGEN, TX 78550  
DESCRIPTION: FUNDS WILL COVER PROJECT RELATED EXPENSES ASSOCIATED WITH THE HOUSING REHABILITATION LOAN AND DEFERRED LOAN PROGRAM.

FINANCING: INITIAL FUNDING DATE: 10-26-04  
ACTIVITY ESTIMATE: 70,000.00  
TOTAL # #HISPANIC  
WHITE: 12 12  
BLACK/AFRICAN AMERICAN: 0 0

FUNDED AMOUNT: 70,000.00  
UNLIQ OBLIGATIONS: 0.00  
DRAWN THRU PGM YR: 55,058.32  
DRAWN IN PGM YR: 55,058.32  
ASIAN: 0 0  
AMERICAN INDIAN/ALASKAN NATIVE: 0 0  
NATIVE HAWAIIAN/OTHER PACIFIC ISLANDER: 0 0  
AMERICAN INDIAN/ALASKAN NATIVE & WHITE: 0 0  
ASIAN & WHITE: 0 0  
BLACK/AFRICAN AMERICAN & WHITE: 0 0  
AM. INDIAN/ALASKAN NATIVE & BLACK/AFRICAN AM: 0 0  
OTHER MULTI-RACIAL: 0 0

NUMBER OF HOUSEHOLDS ASSISTED:  
TOTAL LOW/MOD: 12  
TOTAL LOW: 12  
TOTAL EXTREMELY LOW: 0  
TOTAL FEMALE HEADED: 6  
TOTAL: 12 12

ACCOMPLISHMENTS BY YEAR:

REPORT YEAR	PROPOSED TYPE	PROPOSED UNITS	ACTUAL TYPE	ACTUAL UNITS
2004	10 - HOUSING UNITS	12	10 - HOUSING UNITS	0
TOTAL:		12		0

ACCOMPLISHMENT NARRATIVE: \*\*\*\*\*

EXTENDED ACTIVITY NARRATIVE: \*\*\*\*\*

U.S. DEPARTMENT OF HOUSING AND URBAN DEVELOPMENT  
OFFICE OF COMMUNITY PLANNING AND DEVELOPMENT  
INTEGRATED DISBURSEMENT AND INFORMATION SYSTEM  
CDBG ACTIVITY SUMMARY REPORT (GPR) FOR PROGRAM YEAR 2004  
10-01-2004 TO 09-30-2005  
HARLINGEN, TX

PGM YEAR: 2003

PROJECT: 0021 - HOUSING REHABILITATION PROGRAM

ACTIVITY: 520 - OLIVIA JUAREZ

STATUS: COMPLETED 07-25-05

MATRIX CODE: 14A

REG CITATION: 570.202

NATIONAL OBJ: LMH

LOCATION:

1105 GREENWAY  
HARLINGEN, TX 78550

DESCRIPTION:

HOUSING REHABILITATION DEFERRED LOAN PROGRAM APPLICANT

FINANCING:

INITIAL FUNDING DATE: 02-07-05  
ACTIVITY ESTIMATE: 15,518.57  
FUNDED AMOUNT: 15,518.57  
UNLIQ OBLIGATIONS: 0.00  
DRAWN THRU PGM YR: 15,518.57  
DRAWN IN PGM YR: 15,518.57

WHITE: 1  
BLACK/AFRICAN AMERICAN: 0  
ASIAN: 0  
AMERICAN INDIAN/ALASKAN NATIVE: 0  
NATIVE HAWAIIAN/OTHER PACIFIC ISLANDER: 0  
AMERICAN INDIAN/ALASKAN NATIVE & WHITE: 0  
ASIAN & WHITE: 0  
BLACK/AFRICAN AMERICAN & WHITE: 0  
AM.INDIAN/ALASKAN NATIVE & BLACK/AFRICAN AM: 0  
OTHER MULTI-RACIAL: 0

TOTAL # #HISPANIC  
1 1  
0 0  
0 0  
0 0  
0 0  
0 0  
0 0  
0 0  
0 0  
0 0  
1 1

NUMBER OF HOUSEHOLDS ASSISTED:

TOTAL LOW/MOD: 1  
TOTAL LOW: 0  
TOTAL EXTREMELY LOW: 1  
TOTAL FEMALE HEADED: 1

ACCOMPLISHMENTS BY YEAR:

REPORT YEAR	PROPOSED TYPE	PROPOSED UNITS	ACTUAL TYPE	ACTUAL UNITS
2003	10 - HOUSING UNITS	1	10 - HOUSING UNITS	0
2004	10 - HOUSING UNITS	1	10 - HOUSING UNITS	1
TOTAL:		2		1

ACCOMPLISHMENT NARRATIVE:

REHAB INCLUDED: NEW ROOF INCLUDING DECKING; FELT PAPER AND COMP SHINGLES; REPLACED ROTTEN SIDING AND PAINTED EXT. NEW PORCH ROOF; INSTALL NEW ELECTRICAL SERVICE PANEL; REPLACED SHEETROCK IN BATHROOM; PAINT INTERIOR OF HOME; INSTALL FLOOR COVERING; CERAMIC SHOWER STALL NEW PLUMBING FIXTURES IN BATHROOM. WORK STARTED 3/7/05 COMPLETED 4/15/05; 3 MO. RETAINAGE PAID 7/22/05

EXTENDED ACTIVITY NARRATIVE:

\*\*\*\*\*

U.S. DEPARTMENT OF HOUSING AND URBAN DEVELOPMENT  
 OFFICE OF COMMUNITY PLANNING AND DEVELOPMENT  
 INTEGRATED DISBURSEMENT AND INFORMATION SYSTEM  
 CDBG ACTIVITY SUMMARY REPORT (GPR) FOR PROGRAM YEAR 2004  
 10-01-2004 TO 09-30-2005  
 HARLINGEN, TX

PGM YEAR: 2003  
 PROJECT: 0021 - HOUSING REHABILITATION PROGRAM  
 ACTIVITY: 521 - BEATRICE HERRERA  
 STATUS: COMPLETED 07-18-05

MATRIX CODE: 14A REG CITATION: 570.202 NATIONAL OBJ: LMH

LOCATION: 2113 BARCELONA  
 HARLINGEN, TX 78550  
 DESCRIPTION: HOUSING REHABILITATION LOAN PROGRAM APPLICANT

FINANCING:		TOTAL #	#HISPANIC
INITIAL FUNDING DATE:	02-07-05	WHITE:	1
ACTIVITY ESTIMATE:	14,923.57	BLACK/AFRICAN AMERICAN:	0
FUNDED AMOUNT:	14,923.57	ASIAN:	0
UNLIQ OBLIGATIONS:	0.00	AMERICAN INDIAN/ALASKAN NATIVE:	0
DRAWN THRU PGM YR:	14,923.57	NATIVE HAWAIIAN/OTHER PACIFIC ISLANDER:	0
DRAWN IN PGM YR:	14,923.57	AMERICAN INDIAN/ALASKAN NATIVE & WHITE:	0
		ASIAN & WHITE:	0
		BLACK/AFRICAN AMERICAN & WHITE:	0
		AM. INDIAN/ALASKAN NATIVE & BLACK/AFRICAN AM:	0
		OTHER MULTI-RACIAL:	0
		TOTAL:	1

ACCOMPLISHMENTS BY YEAR:

REPORT YEAR	PROPOSED TYPE	PROPOSED UNITS	ACTUAL TYPE	ACTUAL UNITS
2003	10 - HOUSING UNITS	1	10 - HOUSING UNITS	0
2004	10 - HOUSING UNITS	1	10 - HOUSING UNITS	1
TOTAL:		2		1

ACCOMPLISHMENT NARRATIVE: REHAB WORK INCLUDED REPLACING WOODEN WINDOWS; REPLACED ENTIRE ROOF INCLUDING DECKING; FELT PAPER & COMP SHINGLES; REPLACED ROTTEN SIDING PAINTED EXTERIOR, REPLACED REAR PORCH; REPLACED SHEETROCK IN CEILINGS IN SEVERAL ROOMS; PAINT ALL INTERIOR; NEW FLOOR COVERING IN BATHROOMS REPAIR ELECTRICAL WIRING; NEW CERAMIC SHOWER STALL; NEW WATER SUPPLY LINES FOR BATHROOM & KITCHEN. WORK STARTED 3/7/05 COMPLETED 3/28/05

EXTENDED ACTIVITY NARRATIVE: \*\*\*\*\*

U.S. DEPARTMENT OF HOUSING AND URBAN DEVELOPMENT  
OFFICE OF COMMUNITY PLANNING AND DEVELOPMENT  
INTEGRATED DISBURSEMENT AND INFORMATION SYSTEM  
CDBG ACTIVITY SUMMARY REPORT (GPR) FOR PROGRAM YEAR 2004  
10-01-2004 TO 09-30-2005  
HARLINGEN, TX

PGM YEAR: 2003  
PROJECT: 0021 - HOUSING REHABILITATION PROGRAM  
ACTIVITY: 522 - ELIA GOMEZ  
STATUS: COMPLETED 08-15-05

MATRIX CODE: 14A REG CITATION: 570.202 NATIONAL OBJ: LMH

LOCATION: 402 LINCOLN HARLINGEN, TX 78550  
DESCRIPTION: HOUSING REHABILITATION DEFERRED LOAN APPLICANT.

FINANCING:		TOTAL #	#HISPANIC
INITIAL FUNDING DATE:	02-07-05	WHITE: 1	1
ACTIVITY ESTIMATE:	15,678.57	BLACK/AFRICAN AMERICAN: 0	0
FUNDED AMOUNT:	15,678.57	ASIAN: 0	0
UNLIQ OBLIGATIONS:	0.00	AMERICAN INDIAN/ALASKAN NATIVE: 0	0
DRAWN THRU PGM YR:	15,678.57	NATIVE HAWAIIAN/OTHER PACIFIC ISLANDER: 0	0
DRAWN IN PGM YR:	15,678.57	AMERICAN INDIAN/ALASKAN NATIVE & WHITE: 0	0
		ASIAN & WHITE: 0	0
NUMBER OF HOUSEHOLDS ASSISTED:		BLACK/AFRICAN AMERICAN & WHITE: 0	0
TOTAL LOW/MOD:	1	AM.INDIAN/ALASKAN NATIVE & BLACK/AFRICAN AM: 0	0
TOTAL LOW:	0	OTHER MULTI-RACIAL: 0	0
TOTAL EXTREMELY LOW:	1		
TOTAL FEMALE HEADED:	1		
		TOTAL: 1	1

ACCOMPLISHMENTS BY YEAR:

REPORT YEAR	PROPOSED TYPE	PROPOSED UNITS	ACTUAL TYPE	ACTUAL UNITS
2003	10 - HOUSING UNITS	1	10 - HOUSING UNITS	0
2004	10 - HOUSING UNITS	1	10 - HOUSING UNITS	1
TOTAL:		2		1

ACCOMPLISHMENT NARRATIVE: REHAB WORK INCLUDED: RAISING AND LEVELING HOME; REPLACE EXT. ROTTEN SIDING; REPLACE SHEETROCK IN INTERIOR, PAINT ALL INT; REPLACE FLOOR COVERING; REPLACE 7 WINDOWS; REPLACED ELECTRICAL BREAKERS AND CIRCUIT BOX; INSULATION THROUGHOUT EXT. WALLS; NEW COMMODES; CERAMIC TILE SHOWERSTALL; NEW CABINETS IN KITCHEN; NEW FAUCETS FOR KITCHEN AND BATHROOMS; WORK STARTED 3/14/05 COMPLETED 4/25/05 FINAL PMT ON 8/12/05

EXTENDED ACTIVITY NARRATIVE: \*\*\*\*\*

U.S. DEPARTMENT OF HOUSING AND URBAN DEVELOPMENT  
 OFFICE OF COMMUNITY PLANNING AND DEVELOPMENT  
 INTEGRATED DISBURSEMENT AND INFORMATION SYSTEM  
 CDBG ACTIVITY SUMMARY REPORT (GPR) FOR PROGRAM YEAR 2004  
 10-01-2004 TO 09-30-2005  
 HARLINGEN, TX

PGM YEAR: 2003  
 PROJECT: 0021 - HOUSING REHABILITATION PROGRAM  
 ACTIVITY: 523 - TOMASA GUTIERREZ  
 STATUS: COMPLETED 07-18-05

MATRIX CODE: 14A REG CITATION: 570.202 NATIONAL OBJ: LMH

LOCATION: 2317 GAYLE HARLINGEN, TX 78550  
 DESCRIPTION: HOUSING REHABILITATION LOAN PROGRAM APPLICANT.

FINANCING:		TOTAL #	#HISPANIC
INITIAL FUNDING DATE:	02-07-05	1	1
ACTIVITY ESTIMATE:	15,648.57	0	0
FUNDED AMOUNT:	15,648.57	0	0
UNLIQ OBLIGATIONS:	0.00	0	0
DRAWN THRU PGM YR:	15,648.57	0	0
DRAWN IN PGM YR:	15,648.57	0	0
NUMBER OF HOUSEHOLDS ASSISTED:			
TOTAL LOW/MOD:	1	0	0
TOTAL LOW:	0	0	0
TOTAL EXTREMELY LOW:	1	0	0
TOTAL FEMALE HEADED:	1	0	0
TOTAL:		1	1

ACCOMPLISHMENTS BY YEAR:

REPORT YEAR	PROPOSED TYPE	PROPOSED UNITS	ACTUAL TYPE	ACTUAL UNITS
2003	10 - HOUSING UNITS	1	10 - HOUSING UNITS	0
2004	10 - HOUSING UNITS	1	10 - HOUSING UNITS	1
TOTAL:		2		1

ACCOMPLISHMENT NARRATIVE: REHAB WORK INCLUDED INSTALLING NEW SCREENS ON EXISTING WINDOWS, WATER HEATER CLOSET, (5) DOORS; PAINT EXTERIOR; NEW KITCHEN CABINETS; NEW FLOOR COVERING, NEW COMMODE AND SHOWERSTALL; NEW KITCHEN SINK, NEW FAUCETS FOR KITCHEN AND BATHROOM. WORK STARTED MARCH 7, 2005, COMPLETED 3/28/05. THREE MONTH RETAINAGE PAID 7/15/05

EXTENDED ACTIVITY NARRATIVE: \*\*\*\*\*

CDBG ACTIVITY SUMMARY REPORT (GPR) FOR PROGRAM YEAR 2004

10-01-2004 TO 09-30-2005  
HARLINGEN, TX

PGM YEAR: 2003  
PROJECT: 0021 - HOUSING REHABILITATION PROGRAM  
ACTIVITY: 524 - FRANCISCO CHACON  
STATUS: COMPLETED 07-25-05

MATRIX CODE: 14A REG CITATION: 570.202 NATIONAL OBJ: LMH

LOCATION: 726 W. WRIGHT  
HARLINGEN, TX 78550  
DESCRIPTION: HOUSING REHABILITATION LOAN PROGRAM APPLICANT.

FINANCING:		TOTAL #	#HISPANIC
INITIAL FUNDING DATE:	02-07-05	WHITE:	1
ACTIVITY ESTIMATE:	23,581.57	BLACK/AFRICAN AMERICAN:	0
FUNDED AMOUNT:	23,581.57	ASIAN:	0
UNLIQ OBLIGATIONS:	0.00	AMERICAN INDIAN/ALASKAN NATIVE:	0
DRAWN THRU PGM YR:	23,581.57	NATIVE HAWAIIAN/OTHER PACIFIC ISLANDER:	0
DRAWN IN PGM YR:	23,581.57	AMERICAN INDIAN/ALASKAN NATIVE & WHITE:	0
		ASIAN & WHITE:	0
		BLACK/AFRICAN AMERICAN & WHITE:	0
		AM.INDIAN/ALASKAN NATIVE & BLACK/AFRICAN AM:	0
		OTHER MULTI-RACIAL:	0
		TOTAL:	1

NUMBER OF HOUSEHOLDS ASSISTED:  
TOTAL LOW/MOD: 1  
TOTAL LOW: 0  
TOTAL EXTREMELY LOW: 1  
TOTAL FEMALE HEADED: 0

ACCOMPLISHMENTS BY YEAR:

REPORT YEAR	PROPOSED TYPE	PROPOSED UNITS	ACTUAL TYPE	ACTUAL UNITS
2003	10 - HOUSING UNITS	1	10 - HOUSING UNITS	0
2004	10 - HOUSING UNITS	1	10 - HOUSING UNITS	1
TOTAL:		2		1

ACCOMPLISHMENT NARRATIVE: REHAB INCLUDED ADDING A NEW BEDROOM; PAINT ALL EXTERIOR; REPLACE ROOF IN EXISTING HOUSE; INSTALL NEW T-111 SIDING ON EXISTING HOME; UPGRADE ELECTRICAL SERVICE; REPLACE EXISTING WATERLINES; ADDITION INCLUDED NEW BATHROOM; TO INCLUDE ALL FIXTURES, PLUMBING LINES AND CERAMIC SHOWER STALL. WORK STARTED 3/14/05; COMPLETED 4/13/05; 3 MO. RETAINAGE PAID 7/22/05.

EXTENDED ACTIVITY NARRATIVE: \*\*\*\*\*

U.S. DEPARTMENT OF HOUSING AND URBAN DEVELOPMENT  
OFFICE OF COMMUNITY PLANNING AND DEVELOPMENT  
INTEGRATED DISBURSEMENT AND INFORMATION SYSTEM  
CDBG ACTIVITY SUMMARY REPORT (GPR) FOR PROGRAM YEAR 2004  
10-01-2004 TO 09-30-2005  
HARLINGEN, TX

PGM YEAR: 2003  
PROJECT: 0021 - HOUSING REHABILITATION PROGRAM  
ACTIVITY: 530 - HR-YOLANDA ZAMORANO  
STATUS: UNDERWAY

MATRIX CODE: 14A REG CITATION: 570.202

NATIONAL OBJ: LMH

LOCATION:  
2014 LA PALOMA  
HARLINGEN, TX 78550

DESCRIPTION:  
HOUSING REHABILITATION DEFERRED LOAN PROGRAM

FINANCING:  
INITIAL FUNDING DATE: 06-22-05  
ACTIVITY ESTIMATE: 16,000.00  
FUNDED AMOUNT: 16,000.00  
UNLIQ OBLIGATIONS: 0.00  
DRAWN THRU PGM YR: 14,443.50  
DRAWN IN PGM YR: 14,443.50

	TOTAL #	#HISPANIC
WHITE:	1	1
BLACK/AFRICAN AMERICAN:	0	0
ASIAN:	0	0
AMERICAN INDIAN/ALASKAN NATIVE:	0	0
NATIVE HAWAIIAN/OTHER PACIFIC ISLANDER:	0	0
AMERICAN INDIAN/ALASKAN NATIVE & WHITE:	0	0
ASIAN & WHITE:	0	0
BLACK/AFRICAN AMERICAN & WHITE:	0	0
AM.INDIAN/ALASKAN NATIVE & BLACK/AFRICAN AM:	0	0
OTHER MULTI-RACIAL:	0	0
TOTAL:	1	1

NUMBER OF HOUSEHOLDS ASSISTED:  
TOTAL LOW/MOD: 1  
TOTAL LOW: 0  
TOTAL EXTREMELY LOW: 0  
TOTAL FEMALE HEADED: 1

ACCOMPLISHMENTS BY YEAR:

REPORT YEAR	PROPOSED TYPE	PROPOSED UNITS	ACTUAL TYPE	ACTUAL UNITS
2004	10 - HOUSING UNITS	1	10 - HOUSING UNITS	0
TOTAL:		1		0

ACCOMPLISHMENT NARRATIVE: REHAB. INCLUDES 7X10 BATHROOM ADDITION, WITH NEW PLUMBING SUPPLIES;  
PAINT ALL INTERIOR, NEW KITCHEN CABINETS; REPLACE ELECTRICAL WIRING TO  
INCLUDE PLUGS, SWITCHES, NEW METER SERVICE, NEW RANGE HOOD, NEW  
KITCHEN SINK AND FAUCETS. REHABILITATION COMPLETE. 3-MONTH WARRANTY  
RETAINAGE PENDING.

EXTENDED ACTIVITY NARRATIVE: \*\*\*\*\*

U.S. DEPARTMENT OF HOUSING AND URBAN DEVELOPMENT  
OFFICE OF COMMUNITY PLANNING AND DEVELOPMENT  
INTEGRATED DISBURSEMENT AND INFORMATION SYSTEM  
CDBG ACTIVITY SUMMARY REPORT (GPR) FOR PROGRAM YEAR 2004  
10-01-2004 TO 09-30-2005  
HARLINGEN, TX

PGM YEAR: 2003  
PROJECT: 0021 - HOUSING REHABILITATION PROGRAM  
ACTIVITY: 531 - HR-SUSANA ESQUEDA  
STATUS: UNDERWAY

MATRIX CODE: 14A REG CITATION: 570.202 NATIONAL OBJ: LMH

LOCATION: 814 ORANGE HEIGHTS  
HARLINGEN, TX 78550  
DESCRIPTION: DEFERRED LOAN APPLICANT

FINANCING:		TOTAL #		#HISPANIC
INITIAL FUNDING DATE:	04-12-05	WHITE:	1	1
ACTIVITY ESTIMATE:	16,645.00	BLACK/AFRICAN AMERICAN:	0	0
FUNDED AMOUNT:	16,645.00	ASIAN:	0	0
UNLIQ OBLIGATIONS:	0.00	AMERICAN INDIAN/ALASKAN NATIVE:	0	0
DRAWN THRU PGM YR:	15,042.50	NATIVE HAWAIIAN/OTHER PACIFIC ISLANDER:	0	0
DRAWN IN PGM YR:	15,042.50	AMERICAN INDIAN/ALASKAN NATIVE & WHITE:	0	0
		ASIAN & WHITE:	0	0
		BLACK/AFRICAN AMERICAN & WHITE:	0	0
		AM.INDIAN/ALASKAN NATIVE & BLACK/AFRICAN AM:	0	0
		OTHER MULTI-RACIAL:	0	0
		TOTAL:	1	1

NUMBER OF HOUSEHOLDS ASSISTED:  
TOTAL LOW/MOD: 1  
TOTAL LOW: 0  
TOTAL EXTREMELY LOW: 0  
TOTAL FEMALE HEADED: 1

ACCOMPLISHMENTS BY YEAR:		PROPOSED UNITS	ACTUAL TYPE	ACTUAL UNITS
REPORT YEAR	PROPOSED TYPE			
2004	10 - HOUSING UNITS	1	10 - HOUSING UNITS	0
TOTAL:		1		0

ACCOMPLISHMENT NARRATIVE: REHAB INCLUDES REWIRING ENTIRE HOUSE; NEW WINDOW SCREENS; NEW EXTERIOR SOLID & SCREEN DOORS; NEW METERSERVICE; PAINT EXT OF HOME, REPLACE SHEETROCK IN LIVINGROOM, HALLWAY & BEDROOMS; NEW FAUCETS IN KITCHEN; NEW FLOOR COVERING AND SUBFLOORING; NEW CERAMIC SHOWERSTALL. REHABILITATION COMPLETED. 3-MONTH WARRANTY RETAINAGE PENDING.

EXTENDED ACTIVITY NARRATIVE: \*\*\*\*\*

U.S. DEPARTMENT OF HOUSING AND URBAN DEVELOPMENT  
OFFICE OF COMMUNITY PLANNING AND DEVELOPMENT  
INTEGRATED DISBURSEMENT AND INFORMATION SYSTEM  
CDBG ACTIVITY SUMMARY REPORT (GPR) FOR PROGRAM YEAR 2004  
10-01-2004 TO 09-30-2005  
HARLINGEN, TX

PGM YEAR: 2004  
PROJECT: 0018 - HOUSING REHABILITATION LOAN PROGRAM  
ACTIVITY: 532 - HR-PABLO S. LOPEZ  
STATUS: UNDERWAY  
LOCATION: 1006 W. HANSON  
HARLINGEN, TX 78550  
FINANCING: INITIAL FUNDING DATE: 04-12-05  
ACTIVITY ESTIMATE: 26,000.00  
FUNDED AMOUNT: 620.00  
UNLIQ OBLIGATIONS: 0.00  
DRAWN THRU PGM YR: 620.00  
DRAWN IN PGM YR: 620.00  
MATRIX CODE: 14A REG CITATION: 570.202 NATIONAL OBJ: LMH

LOCATION:		DESCRIPTION:	TOTAL #	#HISPANIC
1006 W. HANSON		LIL LOAN		
HARLINGEN, TX 78550				
FINANCING:				
INITIAL FUNDING DATE:	04-12-05	WHITE:	1	1
ACTIVITY ESTIMATE:	26,000.00	BLACK/AFRICAN AMERICAN:	0	0
FUNDED AMOUNT:	620.00	ASIAN:	0	0
UNLIQ OBLIGATIONS:	0.00	AMERICAN INDIAN/ALASKAN NATIVE:	0	0
DRAWN THRU PGM YR:	620.00	NATIVE HAWAIIAN/OTHER PACIFIC ISLANDER:	0	0
DRAWN IN PGM YR:	620.00	AMERICAN INDIAN/ALASKAN NATIVE & WHITE:	0	0
		ASIAN & WHITE:	0	0
NUMBER OF HOUSEHOLDS ASSISTED:		BLACK/AFRICAN AMERICAN & WHITE:	0	0
TOTAL LOW/MOD:	1	AM.INDIAN/ALASKAN NATIVE & BLACK/AFRICAN AM:	0	0
TOTAL LOW:	0	OTHER MULTI-RACIAL:	0	0
TOTAL EXTREMELY LOW:	0			
TOTAL FEMALE HEADED:	0			
		TOTAL:	1	1

ACCOMPLISHMENTS BY YEAR:		PROPOSED UNITS	ACTUAL TYPE	ACTUAL UNITS
REPORT YEAR	PROPOSED TYPE			
2004	10 - HOUSING UNITS	1	10 - HOUSING UNITS	0
TOTAL:		1		0

ACCOMPLISHMENT NARRATIVE: LEAD-BASED PAINT TESTING COMPLETED. PLANS AND SPECIFICATIONS ALSO COMPLETE. PENDING BIDDING AND AWARD PROCESS.

EXTENDED ACTIVITY NARRATIVE: \*\*\*\*\*

U.S. DEPARTMENT OF HOUSING AND URBAN DEVELOPMENT  
OFFICE OF COMMUNITY PLANNING AND DEVELOPMENT  
INTEGRATED DISBURSEMENT AND INFORMATION SYSTEM  
CDBG ACTIVITY SUMMARY REPORT (GPR) FOR PROGRAM YEAR 2004  
10-01-2004 TO 09-30-2005  
HARLINGEN, TX

PGM YEAR: 2004  
PROJECT: 0018 - HOUSING REHABILITATION LOAN PROGRAM  
ACTIVITY: 533 - HR-EVELIA RIOS  
STATUS: UNDERWAY  
LOCATION: 301 E. LINCOLN  
HARLINGEN, TX 78550  
FINANCING: INITIAL FUNDING DATE: 06-22-05  
ACTIVITY ESTIMATE: 16,000.00  
FUNDED AMOUNT: 435.00  
UNLIQ OBLIGATIONS: 0.00  
DRAWN THRU PGM YR: 435.00  
DRAWN IN PGM YR: 435.00  
MATRIX CODE: 14A REG CITATION: 570.202 NATIONAL OBJ: LMH

LOCATION:		DESCRIPTION:		TOTAL #	#HISPANIC
301 E. LINCOLN		DL			
HARLINGEN, TX 78550					
FINANCING:					
INITIAL FUNDING DATE:	06-22-05	WHITE:		1	1
ACTIVITY ESTIMATE:	16,000.00	BLACK/AFRICAN AMERICAN:		0	0
FUNDED AMOUNT:	435.00	ASIAN:		0	0
UNLIQ OBLIGATIONS:	0.00	AMERICAN INDIAN/ALASKAN NATIVE:		0	0
DRAWN THRU PGM YR:	435.00	NATIVE HAWAIIAN/OTHER PACIFIC ISLANDER:		0	0
DRAWN IN PGM YR:	435.00	AMERICAN INDIAN/ALASKAN NATIVE & WHITE:		0	0
		ASIAN & WHITE:		0	0
NUMBER OF HOUSEHOLDS ASSISTED:		BLACK/AFRICAN AMERICAN & WHITE:		0	0
TOTAL LOW/MOD:	1	AM. INDIAN/ALASKAN NATIVE & BLACK/AFRICAN AM:		0	0
TOTAL LOW:	0	OTHER MULTI-RACIAL:		0	0
TOTAL EXTREMELY LOW:	0				
TOTAL FEMALE HEADED:	1				
		TOTAL:		1	1

ACCOMPLISHMENTS BY YEAR:		PROPOSED UNITS	ACTUAL TYPE	ACTUAL UNITS
REPORT YEAR	PROPOSED TYPE			
2004	10 - HOUSING UNITS	1	10 - HOUSING UNITS	0
TOTAL:		1		0

ACCOMPLISHMENT NARRATIVE: LEAD-BASED PAINT TESTING COMPLETED. PLANS AND SPECIFICATIONS ALSO COMPLETE AND PENDING COMPLETION OF BIDDING AND AWARD PROCESS.

EXTENDED ACTIVITY NARRATIVE: \*\*\*\*\*

U.S. DEPARTMENT OF HOUSING AND URBAN DEVELOPMENT  
OFFICE OF COMMUNITY PLANNING AND DEVELOPMENT  
INTEGRATED DISBURSEMENT AND INFORMATION SYSTEM  
CDBG ACTIVITY SUMMARY REPORT (GPR) FOR PROGRAM YEAR 2004  
10-01-2004 TO 09-30-2005  
HARLINGEN, TX

PGM YEAR: 2004  
PROJECT: 0018 - HOUSING REHABILITATION LOAN PROGRAM  
ACTIVITY: 534 - HR-ROGELIO FLORES  
STATUS: UNDERWAY  
LOCATION: 2813 CALLE CONDESA  
HARLINGEN, TX 78550  
FINANCING: INITIAL FUNDING DATE: 04-12-05  
ACTIVITY ESTIMATE: 27,165.00  
FUNDED AMOUNT: 27,165.00  
UNLIQ OBLIGATIONS: 0.00  
DRAWN THRU PGM YR: 24,510.50  
DRAWN IN PGM YR: 24,510.50  
MATRIX CODE: 14A REG CITATION: 570.202 NATIONAL OBJ: LMH

LOCATION:		DESCRIPTION:		TOTAL #	#HISPANIC
2813 CALLE CONDESA		LIL			
HARLINGEN, TX 78550					
FINANCING:					
INITIAL FUNDING DATE:	04-12-05	WHITE:		1	1
ACTIVITY ESTIMATE:	27,165.00	BLACK/AFRICAN AMERICAN:		0	0
FUNDED AMOUNT:	27,165.00	ASIAN:		0	0
UNLIQ OBLIGATIONS:	0.00	AMERICAN INDIAN/ALASKAN NATIVE:		0	0
DRAWN THRU PGM YR:	24,510.50	NATIVE HAWAIIAN/OTHER PACIFIC ISLANDER:		0	0
DRAWN IN PGM YR:	24,510.50	AMERICAN INDIAN/ALASKAN NATIVE & WHITE:		0	0
		ASIAN & WHITE:		0	0
NUMBER OF HOUSEHOLDS ASSISTED:		BLACK/AFRICAN AMERICAN & WHITE:		0	0
TOTAL LOW/MOD:	1	AM.INDIAN/ALASKAN NATIVE & BLACK/AFRICAN AM:		0	0
TOTAL LOW:	0	OTHER MULTI-RACIAL:		0	0
TOTAL EXTREMELY LOW:	0				
TOTAL FEMALE HEADED:	0				
		TOTAL:		1	1

ACCOMPLISHMENTS BY YEAR:		PROPOSED UNITS	ACTUAL TYPE	ACTUAL UNITS
REPORT YEAR	PROPOSED TYPE			
2004	10 - HOUSING UNITS	1	10 - HOUSING UNITS	0
TOTAL:		1		0

ACCOMPLISHMENT NARRATIVE: INSTALL 7 NEW WINDOWS; THREE NEW DOORS; NEW METERSERVICE, PAINT EXT OF HOME; NEW KITCHEN CABINETS; PAINT ALL INTERIOR OF HOME; INSTALL SUBFLOORING AND VINYL TILE; INSTALL 9 INTERIOR DOORS; NEW PLUMBING FIXTURES FOR BATHROOM; REHABILITATION COMPLETED AS OF 9/30/2005. 3-MONTH WARRANTY RETAINAGE PENDING.

EXTENDED ACTIVITY NARRATIVE: \*\*\*\*\*

U.S. DEPARTMENT OF HOUSING AND URBAN DEVELOPMENT  
OFFICE OF COMMUNITY PLANNING AND DEVELOPMENT  
INTEGRATED DISBURSEMENT AND INFORMATION SYSTEM  
CDBG ACTIVITY SUMMARY REPORT (GPR) FOR PROGRAM YEAR 2004  
10-01-2004 TO 09-30-2005  
HARLINGEN, TX

TOTAL ACTIVITY ESTIMATE	:	4,231,135.65
TOTAL FUNDED AMOUNT	:	4,190,160.15
TOTAL AMOUNT DRAWN THRU PGM YR	:	2,655,278.75
TOTAL AMOUNT DRAWN IN PGM YR	:	1,502,417.88

SUMMARY OF CONSOLIDATED PLAN PROJECTS  
FOR REPORT YEAR 2004  
HARLINGEN, TX

PID	Project Name	Fund	Estimate	Committed	Drawn_Thru	Drawn_In	Available
2004-0001	GENERAL ADMINISTRATION OF CDBG FUNDS	CDBG	\$241,800.00	\$241,800.00	\$164,904.42	\$164,904.42	\$76,895.58
2004-0002	GENERAL ADMINISTRATION OF HOME FUNDS	HOME	\$12,000.00	\$12,000.00	\$12,000.00	\$12,000.00	\$0.00
2004-0003	NORTHWEST AREA DRAINAGE PROJECT	CDBG	\$425,200.00	\$427,214.31	\$18,735.53	\$18,735.53	\$408,478.78
2004-0004	STREET OVERLAY PROJECT CT 105, 111, & 118.01	CDBG	\$150,000.00	\$147,985.69	\$147,985.69	\$147,985.69	\$0.00
2004-0005	NRSA SIDEWALK IMPROVEMENTS	CDBG	\$10,000.00	\$10,000.00	\$0.00	\$0.00	\$10,000.00
2004-0006	CLEARANCE AND DEMOLITION	CDBG	\$33,618.00	\$33,627.50	\$1,801.55	\$1,801.55	\$31,825.95
2004-0007	PS-BOY'S & GIRL'S CLUB OF HARLINGEN	CDBG	\$88,000.00	\$88,000.00	\$88,000.00	\$88,000.00	\$0.00
2004-0008	PS-LOAVES & FISHE OF THE RIO GRANDE VALLEY, INC.	CDBG	\$18,000.00	\$18,000.00	\$18,000.00	\$18,000.00	\$0.00
2004-0009	PS-DENTISTS WHO CARE, INC.	CDBG	\$18,000.00	\$18,000.00	\$18,000.00	\$18,000.00	\$0.00
2004-0010	PS-END OF THE ROAD MINISTRIES, INC.	CDBG	\$12,000.00	\$12,000.00	\$12,000.00	\$12,000.00	\$0.00
2004-0011	PS-CAMERON COUNTY CHILDREN ADVOCACY CENTERS, INC.	CDBG	\$10,000.00	\$10,000.00	\$10,000.00	\$10,000.00	\$0.00
2004-0012	PS-FAMILY CRISIS CENTER	CDBG	\$8,000.00	\$8,000.00	\$8,000.00	\$8,000.00	\$0.00
2004-0013	PS-COURT APPOINTED SPECIAL ADVOCATES	CDBG	\$8,000.00	\$8,000.00	\$8,000.00	\$8,000.00	\$0.00
2004-0014	PS-GIRL SCOUTS--TIP OF TEXAS	CDBG	\$5,000.00	\$5,000.00	\$5,000.00	\$5,000.00	\$0.00
2004-0015	PS-AREA AGENCY ON AGING	CDBG	\$5,000.00	\$5,000.00	\$5,000.00	\$5,000.00	\$0.00
2004-0016	HOME CHDO OPERATING COSTS	HOME	\$21,208.00	\$21,208.00	\$21,208.00	\$21,208.00	\$0.00
2004-0017	HOME AFFORDABLE HOUSING HCDC	HOME	\$340,969.00	\$90,000.00	\$24,742.46	\$24,742.46	\$65,257.54
2004-0018	HOUSING REHABILITATION LOAN PROGRAM	CDBG	\$120,000.00	\$98,220.00	\$80,623.82	\$80,623.82	\$17,596.18
2003-0001	General Administration of CDBG Funds	CDBG	\$246,915.00	\$246,915.00	\$243,363.90	\$49,958.78	\$3,551.10
2003-0002	General Administration of HOME Funds	HOME	\$12,000.00	\$12,000.00	\$12,000.00	\$4,518.33	\$0.00
2003-0003	Northwest Area Drainage Project	CDBG	\$404,600.00	\$410,608.44	\$403,442.70	\$402,393.70	\$7,165.74
2003-0004	Street Overlay Project --Northwest Area	CDBG	\$150,000.00	\$153,422.38	\$153,422.38	\$0.00	\$0.00
2003-0009	Boy's & Girl's Club of Harlingen	CDBG	\$90,000.00	\$92,000.00	\$92,000.00	\$0.00	\$0.00
2003-0010	Loaves & Fishes of the Rio Grande Valley	CDBG	\$22,500.00	\$20,000.00	\$20,000.00	\$0.00	\$0.00

PID	Project Name	Fund	Estimate	Committed	Drawn_Thru	Drawn_In	Available
2003-0011	Dentists Who Care, Inc.	CDBG	\$18,000.00	\$18,485.77	\$18,485.77	\$0.00	\$0.00
2003-0012	Cameron County Children's Advocacy Centers, Inc.	CDBG	\$10,000.00	\$10,000.00	\$10,000.00	\$0.00	\$0.00
2003-0013	Amigos Del Valle, Inc.--Meal Delivery Program	CDBG	\$10,500.00	\$8,000.00	\$8,000.00	\$0.00	\$0.00
2003-0014	Family Crisis Center	CDBG	\$8,000.00	\$9,048.97	\$9,048.97	\$0.00	\$0.00
2003-0015	Court Appointed Special Advocates	CDBG	\$4,000.00	\$9,000.00	\$9,000.00	\$0.00	\$0.00
2003-0016	Girl Scouts--Tip of Texas	CDBG	\$5,000.00	\$5,000.00	\$5,000.00	\$0.00	\$0.00
2003-0018	Planned Parenthood's Positive Directions Program	CDBG	\$3,000.00	\$3,000.00	\$3,000.00	\$0.00	\$0.00
2003-0019	HOME CHDO Operating Costs	HOME	\$21,382.00	\$21,382.00	\$21,382.00	\$0.00	\$0.00
2003-0020	Affordable Housing--Harlingen Community Development Corp.	HOME	\$366,618.00	\$397,759.42	\$349,087.42	\$190,664.55	\$48,672.00
2003-0021	Housing Rehabilitation Program	CDBG	\$187,485.00	\$472,555.75	\$469,396.75	\$217,111.39	\$3,159.00
2003-0021	Housing Rehabilitation Program	HOME	\$27,655.00	\$0.00	\$0.00	\$0.00	\$0.00
2003-0022	Ronald McDonald House	CDBG	\$5,000.00	\$1,465.26	\$1,465.26	\$0.00	\$0.00
2003-0023	NRSA Street Lighting	CDBG	\$10,000.00	\$569.18	\$569.18	\$0.00	\$0.00
2003-0024	GENERAL ADMINISTRATION OF CDBG FUNDS	CDBG	\$246,915.00	\$0.00	\$0.00	\$0.00	\$0.00
2003-0025	GENERAL ADMINISTRATION OF HOME FUNDS *** NO ACTIVITIES FOUND						
2002-0001	GENERAL ADMINISTRATION	CDBG	\$240,000.00	\$240,000.00	\$240,000.00	\$0.00	\$0.00
2002-0002	GENERAL ADMINISTRATION OF HOME FUNDS	HOME	\$12,000.00	\$12,000.00	\$12,000.00	\$0.00	\$0.00
2002-0003	PFI--COMMERCE-FILMORE INTERCEPTOR PHASE VI	CDBG	\$650,000.00	\$650,000.00	\$650,000.00	\$134,144.60	\$0.00
2002-0004	PFI--STREET OVERLAY PROJECT--NW SIDE	CDBG	\$113,000.00	\$113,000.00	\$113,000.00	\$0.00	\$0.00
2002-0005	PFI--VESTAL PARK IMPROVEMENTS PHASE II	CDBG	\$45,000.00	\$45,000.00	\$38,679.93	\$38,679.93	\$6,320.07
2002-0006	PFI--RANGERVILLE ROAD PARK IMPROVEMENTS	CDBG	\$30,000.00	\$43,565.74	\$43,565.74	\$0.00	\$0.00
2002-0007	SPECIAL ACTIVITIES BY CBDO (HCDC--NRS)	CDBG	\$45,000.00	\$45,000.00	\$45,000.00	\$0.00	\$0.00
2002-0008	CLEARANCE AND DEMOLITION	CDBG	\$25,000.00	\$41,084.77	\$41,084.77	\$14,480.30	\$0.00
2002-0009	PS--BOY'S & GIRL'S CLUB OF HARLINGEN	CDBG	\$90,000.00	\$90,000.00	\$90,000.00	\$0.00	\$0.00
2002-0010	PS--LOAVES & FISHES	CDBG	\$28,000.00	\$29,000.00	\$29,000.00	\$0.00	\$0.00
2002-0011	PS--DENTISTS WHO CARE, INC.	CDBG	\$25,000.00	\$25,000.00	\$25,000.00	\$0.00	\$0.00
2002-0012	PS--CCCAC, INC. "MAGGIE'S HOUSE"	CDBG	\$15,000.00	\$16,000.00	\$16,000.00	\$0.00	\$0.00
2002-0013	PS--AMIGOS DEL VALLE, INC.	CDBG	\$10,000.00	\$10,000.00	\$10,000.00	\$0.00	\$0.00

PID	Project Name	Fund	Estimate	Committed	Drawn_Thru	Drawn_In	Available
2002-0014	PS--FAMILY CRISIS CENTER	CDBG	\$10,000.00	\$11,000.00	\$11,000.00	\$0.00	\$0.00
2002-0015	PS--CASA	CDBG	\$9,000.00	\$10,000.00	\$10,000.00	\$0.00	\$0.00
2002-0016	PS--GIRL SCOUTS-TIP OF TEXAS	CDBG	\$5,000.00	\$5,000.00	\$5,000.00	\$0.00	\$0.00
2002-0017	PS--HISSO	CDBG	\$5,000.00	\$0.00	\$0.00	\$0.00	\$0.00
2002-0018	PS--PLANNED PARENTHOOD POSITIVE DIRECTIONS PROGRAM	CDBG	\$5,000.00	\$6,000.00	\$6,000.00	\$0.00	\$0.00
2002-0019	HOUSING--HOME CHDO OPERATING COSTS	HOME	\$22,250.00	\$22,250.00	\$22,250.00	\$0.00	\$0.00
2002-0020	HOUSING--HCDC AFFORDABLE HOUSING PROGRAMS	HOME	\$410,750.00	\$480,435.69	\$480,435.69	\$0.00	\$0.00
2002-0021	HOUSING--HOUSING REHABILITATION PROGRAM	CDBG	\$1.00	\$0.00	\$0.00	\$0.00	\$0.00
2002-0022	HOUSING--HOUSING REHABILITATION PROGRAM OPERATING COSTS	CDBG	\$50,000.00	\$44,700.00	\$44,700.00	\$0.00	\$0.00
2001-0001	GENERAL ADMINISTRATION OF CDBG FUNDS	CDBG	\$250,000.00	\$250,000.00	\$250,000.00	\$1,457.50	\$0.00
2001-0002	PFI--DRAINAGE IMPROVEMENTS PHASE V	CDBG	\$650,000.00	\$658,796.68	\$658,796.68	\$0.00	\$0.00
2001-0003	PFI--VESTAL PARK IMPROVEMENTS	CDBG	\$75,000.00	\$75,000.00	\$75,000.00	\$41,520.62	\$0.00
2001-0004	PFI--STREET OVERLAY PROJECT NW & SW SIDE	CDBG	\$0.00	\$100,000.00	\$100,000.00	\$0.00	\$0.00
2001-0005	HOUSING--SPECIAL ACTIVITIES BY CBDO (HCDC-NRS)	CDBG	\$50,000.00	\$50,000.00	\$50,000.00	\$0.00	\$0.00
2001-0006	CLEARANCE & DEMOLITION	CDBG	\$48,000.00	\$48,000.00	\$48,000.00	\$0.00	\$0.00
2001-0007	PFI--HOMELESS FACILITIES FAMILY CRISIS CENTER	CDBG	\$9,000.00	\$9,000.00	\$9,000.00	\$0.00	\$0.00
2001-0008	PS--LOAVES & FISHES OF THE RIO GRANDE VALLEY, INC.	CDBG	\$30,000.00	\$30,000.00	\$30,000.00	\$0.00	\$0.00
2001-0009	PS--AMIGOS DEL VALLE MEAL DELIVERY PROGRAM	CDBG	\$10,000.00	\$10,000.00	\$10,000.00	\$0.00	\$0.00
2001-0010	PS--HARLINGEN INFORMATION & SOCIAL SERVICE ORGANIZATION	CDBG	\$10,000.00	\$3,203.32	\$3,203.32	\$0.00	\$0.00
2001-0011	PS--BOY'S & GIRL'S CLUB OF HARLINGEN	CDBG	\$90,000.00	\$90,000.00	\$90,000.00	\$0.00	\$0.00
2001-0012	PS--YOUTH BASEBALL	CDBG	\$2,000.00	\$0.00	\$0.00	\$0.00	\$0.00
2001-0013	PS--PLANNED PARENTHOOD'S POSITIVE DIRECTION PROGRAM	CDBG	\$5,000.00	\$5,000.00	\$5,000.00	\$0.00	\$0.00
2001-0014	PS--CAMERON COUNTY CHILDREN'S ADVOCACY CENTER--MAGGIE'S HOUS	CDBG	\$11,000.00	\$11,000.00	\$11,000.00	\$0.00	\$0.00
2001-0015	PS--COURT APPOINTED SPECIAL ADVOCATES	CDBG	\$9,000.00	\$9,000.00	\$9,000.00	\$0.00	\$0.00
2001-0016	PS--DENTISTS WHO CARE, INC	CDBG	\$30,000.00	\$30,000.00	\$30,000.00	\$0.00	\$0.00

PID	Project Name	Fund	Estimate	Committed	Drawn_Thru	Drawn_In	Available
2001-0017	HOME--HCDC CONSTRUCTION OF HOUSING	HOME	\$412,650.00	\$362,000.00	\$362,000.00	\$0.00	\$0.00
2001-0018	GENERAL ADMINISTRATION OF HOME FUNDS	HOME	\$12,000.00	\$12,000.00	\$12,000.00	\$0.00	\$0.00
2001-0019	HOUSING--HOME CHDO OPERATING EXPENSES	HOME	\$22,350.00	\$22,350.00	\$22,350.00	\$0.00	\$0.00
2001-0020	HOUSING REHABILITATION	CDBG	\$1.00	\$227,273.25	\$227,273.25	\$0.00	\$0.00
2001-0021	HOUSING REHABILITATION ADMINISTRATION	CDBG	\$45,000.00	\$38,307.12	\$38,307.12	\$0.00	\$0.00
2000-0001	GENERAL ADMINISTRATION	CDBG	\$250,000.00	\$250,000.00	\$250,000.00	\$0.00	\$0.00
2000-0002	REHAB ADMINISTRATION	CDBG	\$45,000.00	\$31,353.39	\$31,353.39	\$0.00	\$0.00
2000-0003	HOME ADMINISTRATION	HOME	\$12,000.00	\$12,000.00	\$12,000.00	\$0.00	\$0.00
2000-0004	COMMERCE/FILMORE INTERCEPTOR DRAINAGE PROJECT	CDBG	\$625,000.00	\$775,814.55	\$775,814.55	\$0.00	\$0.00
2000-0005	RESIDENTIAL SIDEWALK IMPROVEMENTS/JEFFERSON ELEM. AREA	CDBG	\$58,000.00	\$57,472.34	\$57,472.34	\$0.00	\$0.00
2000-0006	ACQUISITION OF PROPERTY WITHIN THE NRS	CDBG	\$40,000.00	\$190,000.00	\$190,000.00	\$0.00	\$0.00
2000-0007	PFI / FAMILY CRISIS CENTER	CDBG	\$10,000.00	\$10,000.00	\$10,000.00	\$0.00	\$0.00
2000-0008	HOME - NEW CONSTRUCTION OF HOUSING	HOME	\$390,000.00	\$510,350.72	\$510,350.72	\$0.00	\$0.00
2000-0009	BOY'S & GIRL'S CLUB OF HARLINGEN	CDBG	\$90,000.00	\$90,000.00	\$90,000.00	\$0.00	\$0.00
2000-0010	DENTISTS WHO CARE	CDBG	\$25,000.00	\$25,000.00	\$25,000.00	\$0.00	\$0.00
2000-0011	VALLEY COMMUNITY MINISTRIES "LOAVES & FISHES"	CDBG	\$25,000.00	\$25,000.00	\$25,000.00	\$0.00	\$0.00
2000-0012	AMIGOS DEL VALLE	CDBG	\$10,000.00	\$10,000.00	\$10,000.00	\$0.00	\$0.00
2000-0013	VALLEY ASSOCIATION FOR INDEPENDENT LIVING	CDBG	\$5,000.00	\$0.00	\$0.00	\$0.00	\$0.00
2000-0014	HARLINGEN INFORMATION AND SOCIAL SERVICE ORGANIZATION	CDBG	\$4,000.00	\$6,000.00	\$6,000.00	\$0.00	\$0.00
2000-0015	HOUSING REHABILITATION / SINGLE FAMILY RESIDENTIAL	CDBG	\$150,000.00	\$84,702.00	\$84,702.00	\$14,762.00	\$0.00
2000-0016	PS-PLANNED PARENTHOOD POSITIVE DIRECTIONS	CDBG	\$5,000.00	\$5,000.00	\$5,000.00	\$0.00	\$0.00
1999-0001	Commerce Channel	CDBG	\$650,000.00	\$650,000.00	\$650,000.00	\$0.00	\$0.00
1999-0002	Street Improvements	CDBG	\$80,900.00	\$80,900.00	\$80,900.00	\$0.00	\$0.00
1999-0003	Clearance and Demolition	CDBG	\$46,600.00	\$46,600.00	\$46,600.00	\$0.00	\$0.00
1999-0004	Valley Community Ministries	CDBG	\$18,000.00	\$18,000.00	\$18,000.00	\$0.00	\$0.00
1999-0005	Harlingen Information & Social Service Organization	CDBG	\$12,000.00	\$12,000.00	\$12,000.00	\$0.00	\$0.00
1999-0006	Amigos Del Valle	CDBG	\$5,500.00	\$5,500.00	\$5,500.00	\$0.00	\$0.00

<b>PID</b>	<b>Project Name</b>	<b>Fund</b>	<b>Estimate</b>	<b>Committed</b>	<b>Drawn_Thru</b>	<b>Drawn_In</b>	<b>Available</b>
1999-0007	Valley Association for Independent Living	CDBG	\$10,000.00	\$9,992.42	\$9,992.42	\$0.00	\$0.00
1999-0008	Boy's and Girl's Club	CDBG	\$90,000.00	\$90,000.00	\$90,000.00	\$0.00	\$0.00
1999-0009	Dentists Who Care	CDBG	\$25,000.00	\$25,000.00	\$25,000.00	\$0.00	\$0.00
1999-0010	HOME-Construction of Housing	HOME	\$392,000.00	\$275,150.00	\$275,150.00	\$0.00	\$0.00
1999-0011	HOME-Administrative Suport	HOME	\$11,000.00	\$11,000.00	\$11,000.00	\$0.00	\$0.00
1999-0012	Housing Rehabilitation	CDBG	\$264,000.00	\$275,404.90	\$275,404.90	\$0.00	\$0.00
1999-0013	Economic Development	CDBG	\$11,000.00	\$0.00	\$0.00	\$0.00	\$0.00
1999-0014	General Administration	CDBG	\$250,000.00	\$250,000.00	\$250,000.00	\$0.00	\$0.00
1998-0001	1. La Placita District Park	CDBG	\$65,000.00	\$65,000.00	\$65,000.00	\$0.00	\$0.00
1998-0002	2. Commerce Channel	CDBG	\$646,900.00	\$961,900.00	\$961,900.00	\$0.00	\$0.00
1998-0003	4. Street Improvements	CDBG	\$145,000.00	\$145,000.00	\$145,000.00	\$0.00	\$0.00
1998-0004	5. Victor Park Area Sidewalk Improvements	CDBG	\$20,000.00	\$20,000.00	\$20,000.00	\$0.00	\$0.00
1998-0005	6. Clearance & Demolition	CDBG	\$20,000.00	\$20,000.00	\$20,000.00	\$0.00	\$0.00
1998-0006	7. Valley Community Ministries	CDBG	\$16,800.00	\$16,800.00	\$16,800.00	\$0.00	\$0.00
1998-0007	8. The Literacy Center	CDBG	\$10,200.00	\$10,200.00	\$10,200.00	\$0.00	\$0.00
1998-0008	9. The Shepherd's Center	CDBG	\$4,500.00	\$4,500.00	\$4,500.00	\$0.00	\$0.00
1998-0009	10. Harlingen Information & Social Service Organization	CDBG	\$4,200.00	\$4,107.33	\$4,107.33	\$0.00	\$0.00
1998-0010	11. Boy's and Girl's Club	CDBG	\$78,200.00	\$78,200.00	\$78,200.00	\$0.00	\$0.00
1998-0011	12. Boy Scouts	CDBG	\$5,600.00	\$4,865.40	\$4,865.40	\$0.00	\$0.00
1998-0012	13. Dentist Who Care	CDBG	\$13,600.00	\$13,600.00	\$13,600.00	\$0.00	\$0.00
1998-0013	14. HOME - Construction of Housing	HOME	\$315,350.00	\$354,350.00	\$354,350.00	\$0.00	\$0.00
1998-0014	15. Housing Rehabilitation	CDBG	\$50,000.00	\$376,119.61	\$376,119.61	\$0.00	\$0.00
1998-0015	16. Economic Development	CDBG	\$14,000.00	\$0.00	\$0.00	\$0.00	\$0.00
1998-0016	17. General Adminstration	CDBG	\$250,000.00	\$250,000.00	\$250,000.00	\$0.00	\$0.00
1998-0017	18. HOME - HARLINGEN COMMUNITY DEVELOPMENT CORP - CHDO OPER	HOME	\$37,100.00	\$0.00	\$0.00	\$0.00	\$0.00
1998-0018	19. HOME - Harlingen Community Development Corp - Operating	HOME	\$18,550.00	\$18,650.00	\$18,650.00	\$0.00	\$0.00
1998-0019	NEIGHBORHOOD FACILITIES	CDBG	\$62,644.00	\$49,078.26	\$49,078.26	\$48,815.89	\$0.00
1997-0001	PFI-PARKS, RECREATIONAL FACILITIES-RANGERVILLE ROAD PARK	CDBG	\$33,500.00	\$33,500.00	\$33,500.00	\$0.00	\$0.00

PID	Project Name	Fund	Estimate	Committed	Drawn_Thru	Drawn_In	Available
1997-0002	PFI-DRAINAGE IMPROVEMENTS-COMMERCE CHANNEL	CDBG	\$650,000.00	\$650,000.00	\$650,000.00	\$0.00	\$0.00
1997-0003	PFI-FIRE PROTECTION FACILITIES (FIRE TRUCK)	CDBG	\$300,000.00	\$300,000.00	\$300,000.00	\$0.00	\$0.00
1997-0005	PUBLIC SERVICES-(GENERAL)-VALLEY COMMUNITY MINISTRIES	CDBG	\$30,000.00	\$30,000.00	\$30,000.00	\$0.00	\$0.00
1997-0006	PUBLIC SERVICES-(GENERAL) EDUCATION-LITERACY CENTER	CDBG	\$13,000.00	\$13,000.00	\$13,000.00	\$0.00	\$0.00
1997-0007	PUBLIC SERVICES-(SENIOR SERVICES)-THE SHEPHERD'S CENTER	CDBG	\$4,000.00	\$4,000.00	\$4,000.00	\$0.00	\$0.00
1997-0008	PUBLIC SERVICES(YOUTH SERVICES)BOY'S AND GIRL'S CLUB OF HARL	CDBG	\$76,500.00	\$76,500.00	\$76,500.00	\$0.00	\$0.00
1997-0009	PUBLIC SERVICES-(HEALTH SERVICES)-V.A.I.L.	CDBG	\$15,000.00	\$14,999.20	\$14,999.20	\$0.00	\$0.00
1997-0010	GENERAL ADMINISTRATION	CDBG	\$250,000.00	\$250,000.00	\$250,000.00	\$0.00	\$0.00
1997-0011	DIRECT HOMEOWNERSHIP ASSISTANCE	CDBG	\$60,000.00	\$0.00	\$0.00	\$0.00	\$0.00
1997-0011	DIRECT HOMEOWNERSHIP ASSISTANCE	HOME	\$300,000.00	\$292,090.00	\$292,090.00	\$0.00	\$0.00
1997-0012	REHAB; SINGLE FAMILY RESIDENTIAL	CDBG	\$140,000.00	\$383,381.37	\$383,381.37	\$0.00	\$0.00
1997-0013	ED-DIRECT FINANCIAL ASSISTANCE TO FOR-PROFITS	CDBG	\$75,000.00	\$0.00	\$0.00	\$0.00	\$0.00
1997-0014	HOME CHDO Operating Expenses (Subject to 5% Cap)	HOME	\$17,000.00	\$17,000.00	\$17,000.00	\$0.00	\$0.00
1997-0015	HOME Admin/Planning Cost of P.J. (Subject to 10% Cap)	HOME	\$35,000.00	\$0.00	\$0.00	\$0.00	\$0.00
1997-0016	HCDC CDBG PROGRAM INCOME	HOME	\$76,000.00	\$0.00	\$0.00	\$0.00	\$0.00
1996-0001	Public Facilities & Improvements	CDBG	\$73,000.00	\$73,000.00	\$73,000.00	\$0.00	\$0.00
1996-0002	Public Facilities & Improvements	CDBG	\$182,000.00	\$181,607.18	\$181,607.18	\$0.00	\$0.00
1996-0003	Public Facilities & Improvements	CDBG	\$335,000.00	\$335,000.00	\$335,000.00	\$0.00	\$0.00
1996-0004	Public Service	CDBG	\$12,200.00	\$3,861.00	\$3,861.00	\$0.00	\$0.00
1996-0005	Public Service	CDBG	\$20,000.00	\$9,099.95	\$9,099.95	\$0.00	\$0.00
1996-0007	Rehab; Single Unit Residential	CDBG	\$490,000.00	\$185,417.93	\$185,417.93	\$0.00	\$0.00
1996-0008	Construction of Housing	CDBG	\$267,398.00	\$102,494.01	\$102,494.01	\$0.00	\$0.00
1996-0008	Construction of Housing	HOME	\$363,000.00	\$403,748.00	\$403,748.00	\$0.00	\$0.00
1996-0009	ED Direct Financial Assistance to For Profits	CDBG	\$75,000.00	\$0.00	\$0.00	\$0.00	\$0.00
1996-0010	General Program Administration	CDBG	\$250,000.00	\$164,961.90	\$164,961.90	\$0.00	\$0.00
1996-0011	Public Service	CDBG	\$60,000.00	\$25,942.90	\$25,942.90	\$0.00	\$0.00

PID	Project Name	Fund	Estimate	Committed	Drawn_Thru	Drawn_In	Available
1996-0012	HOME CHDO OPERATING EXPENSES *** NO ACTIVITIES FOUND						
1996-0013	OPERATION JEEP *** NO ACTIVITIES FOUND						
1995-0001	NORTHWEST FIRE STATION	CDBG	\$300,000.00	\$300,000.00	\$300,000.00	\$0.00	\$0.00
1995-0002	END OF THE ROAD HOMELESS SHELTER	CDBG	\$10,000.00	\$0.00	\$0.00	\$0.00	\$0.00
1995-0003	AFRICAN-AMERICAN COMMUNITY DEVELOPMENT ASSOCIATION - WESTSID	CDBG	\$15,000.00	\$0.00	\$0.00	\$0.00	\$0.00
1995-0004	LOZANO STREET PAVING PROJECT	CDBG	\$220,000.00	\$0.00	\$0.00	\$0.00	\$0.00
1995-0005	VALLEY ASSOCIATION FOR INDEPENDENT LIVING	CDBG	\$10,000.00	\$0.00	\$0.00	\$0.00	\$0.00
1995-0006	OPERATION - JEEP *** NO ACTIVITIES FOUND						
1995-0007	BOYS & GIRLS CLUB	CDBG	\$60,000.00	\$0.00	\$0.00	\$0.00	\$0.00
1995-0008	NEW LIFE SINGERS MINISTRIES *** NO ACTIVITIES FOUND						
1995-0009	HARLINGEN INFORMATION & SOCIAL SERVICE ORGANIZATION *** NO ACTIVITIES FOUND						
1995-0010	REMOVAL OF ARCHITECTURAL BARRIERS/ADA	CDBG	\$184,000.00	\$173,356.89	\$173,356.89	\$0.00	\$0.00
1995-0011	CONSTRUCTION OF NEW HOUSING-SUBRECIPIENT	CDBG	\$215,000.00	\$0.00	\$0.00	\$0.00	\$0.00
1995-0012	HOUSING REHABILITATION	CDBG	\$42,675.00	\$0.00	\$0.00	\$0.00	\$0.00
1995-0013	COMMUNITY DEVELOPMENT	CDBG	\$243,598.00	\$0.00	\$0.00	\$0.00	\$0.00
1995-0014	HARLINGEN COMMUNITY DEVELOPMENT CORPORATION	HOME	\$425,000.00	\$395,823.80	\$395,823.80	\$0.00	\$0.00
1995-0015	CD-HOUSING REHABILITATION	CDBG	\$474,845.00	\$51,406.43	\$51,406.43	\$0.00	\$0.00
1995-0016	ED DIRECT FINANCIAL ASSISTANCE TO FOR-PROFITS	CDBG	\$75,000.00	\$0.00	\$0.00	\$0.00	\$0.00
1995-0019	COMMUNITY DEVELOPMENT	HOME	\$50,000.00	\$0.00	\$0.00	\$0.00	\$0.00
1995-0020	HARLINGEN COMMUNITY DEVELOPMENT CORPORATION	HOME	\$25,000.00	\$16,667.19	\$16,667.19	\$0.00	\$0.00
1995-0021	DRAINAGE IMPROVEMENTS-LE MOYNE GARDENS	CDBG	\$163,185.00	\$182,151.00	\$182,151.00	\$0.00	\$0.00
1995-0022	PARKS EQUIPMENT (RANGERVILLE, TRI-PAK)	CDBG	\$27,300.00	\$0.00	\$0.00	\$0.00	\$0.00
1995-0023	ACQUISITION OF REAL PROPERTY- HOMELESS SHELTER BUILDING	CDBG	\$26,000.00	\$0.00	\$0.00	\$0.00	\$0.00
1995-0024	STREET IMPROVEMENTS-"M" STREET	CDBG	\$75,000.00	\$69,476.74	\$69,476.74	\$0.00	\$0.00
1995-0025	REMOVAL OF ARCHITECTURAL BARRIERS-HARLINGEN PUBLIC LIBRARY	CDBG	\$11,800.00	\$0.00	\$0.00	\$0.00	\$0.00

<b>PID</b>	<b>Project Name</b>	<b>Fund</b>	<b>Estimate</b>	<b>Committed</b>	<b>Drawn_Thru</b>	<b>Drawn_In</b>	<b>Available</b>
1995-0026	DIRECT HOMEOWNERSHIP ASSISTANCE	CDBG	\$175,000.00	\$15,725.00	\$15,725.00	\$0.00	\$0.00
1995-0027	PLANNING STUDY - REVITALIZATION AND MICRO ENTERPRISE STUDY	CDBG	\$25,000.00	\$25,000.00	\$25,000.00	\$0.00	\$0.00
1994-0001	CONVERTED HOME ACTIVITIES	HOME	\$0.00	\$89,670.65	\$89,670.65	\$0.00	\$0.00
1994-0002	CONVERTED CDBG ACTIVITIES	CDBG	\$0.00	\$7,294,764.67	\$7,294,764.67	\$0.00	\$0.00
1994-0003	CONVERTED ESG ACTIVITIES *** NO ACTIVITIES FOUND						
1994-0004	CONVERTED HOPWA ACTIVITIES *** NO ACTIVITIES FOUND						
<b>189</b>			<b>\$19,436,012.00</b>	<b>\$25,513,490.97</b>	<b>\$24,834,569.03</b>	<b>\$1,802,509.06</b>	<b>\$678,921.94</b>
							\$15,125.45
							\$50,000.00
							\$744,047.39
							\$65,257.54
							\$48,672.00
							\$630,117.85
							\$7,375.37
							<b>\$622,742.48</b>